MITSUBISHI ELECTRIC

Natural Comfort for Everybody

Mr.SLIM

Air Conditioning Systems

Changes for the Better

Mitsubishi Electric has been an integral part of Australian households for more than 45 years, providing high-quality, innovative products.

We pride ourselves on understanding Australian households and delivering products tailored to meet their needs.

MITSUBISHI ELECTRIC
#worksforME

Contents

Why ME	4	3D i-See Sensor	13
Benefits of Mr Slim	5	Indoor Units	14
Technology	6	Outdoor Units	22
Product Line-Up	8	Specifications	26
Control Your Comfort	10	Optional Parts	39
Zone Controller	12		

Why Choose Mitsubishi Electric?

Whether it is consistent heating or cooling for the home or office, Mitsubishi Electric offers you technology that is quiet, simple to use, energy efficient, and above all, reliable.

Quality & Reliability

When it comes to comfort, efficiency and durability, Mitsubishi Electric is distinctive, and in a very good way. We call it MEQ — Mitsubishi Electric Quality. The MEQ standard results in product tested in accordance with the Mitsubishi Electric standard, it's simply a different standard of testing. Every Mitsubishi Electric air conditioner for each production line, is placed on a testing rig and undergoes a variety of stringent tests before leaving the factory.

Flexible Choice

Mitsubishi Electric air conditioners range from wall mounted, floor standing, ceiling concealed, ceiling cassettes to ceiling suspended units; offering end-users flexibility, with a wide range of options to satisfy most application requirements.

After Sales Service & Spare Parts

We pride ourselves on our local after sales support, including in-house technical support and spare parts support.

Peace of Mind

Mitsubishi Electric air conditioners deliver reliable performance year in, year out. When used in residential applications, Mitsubishi Electric air conditioners are covered by a full 5 year parts and labour warranty.

Benefits of Mr Slim

Mitsubishi Electric Mr Slim air conditioning is used for residential and light commercial applications that offer a diverse selection of indoor and outdoor units to accommodate large homes, small to medium commercial spaces such as café/restaurant indoor seating areas, retail outlets and small offices.

Flexibility When You Need It

The outdoor unit is 'slim' this gives you the flexibility of installation with a variety of connectible indoor units for greater customisation. Some units are suitable for the narrow pathways to homes, and others are compact with the ability for installation in small spaces.

Design

There are various designs, whether you require ducted, cassette or under ceiling indoor units, the outdoor unit design also isn't overlooked, from 7.1kW to 20kW there is a consistent side discharge style.

Control Options

The Mr Slim range has a variety of optional controllers available to compliment most requirements. Handheld, Wall Mount, Bluetooth, Wi-Fi and Zone Controllers for individual units and central control options for ease of operating multiple systems.

Cleaning-Free Pipe Re-Use Technology*

The Mitsubishi Electric clean free piping re-use technology allows the re-use of existing refrigerant pipe which may reduce the installation costs by eliminating the need to replace existing pipework. The system is fitted with a 'wide strainer' which captures iron particles and prevent them from entering the outdoor unit.

*Please contact your local dealer for details.

Other Benefits

Also available in the Mr Slim range is the longer pipe runs on the ZM Outdoor Series, allowing greater flexibility in installation from the indoor to the outdoor units. Handle grips on the outdoor units allow easier handling for installation.

Technology

With the Mitsubishi Electric Inverter and Power Inverter Series, climate control is available at the touch of a button. A wide selection of combinations are available, from wall hung and ceiling cassettes to ducted systems with the option for zone control. There is a product suitable for almost any residential and light commercial design.

Guaranteed Operating Range

With the harsh Australian environment, it is comforting to know that your air conditioner will continue to operate with a guaranteed operating range of -5°C to 52°C*. This means your air conditioner will continue to operate when you need it most.

*SUZ-M25-71, PUZ-ZM71-140 & PUZ-RP170-200 models only.

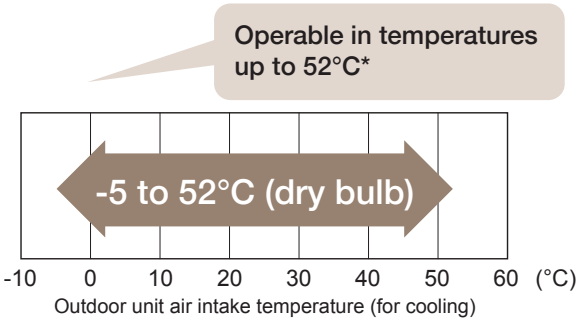

Heat Exchanger

Multi row heat exchanger for highly efficient transfer, for rapid heating and cooling of your home.

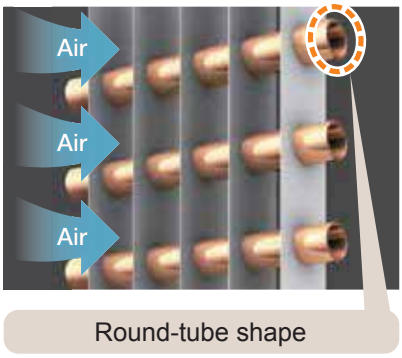

Indoor Unit DC Fan Motor

Efficiency of the DC motor is much higher than an equivalent AC motor. The closed type design conceals the electrical windings which increases safety.



Inverter Technology/ True Comfort

Mitsubishi Electric Inverters ensure a high level of performance, including the precise control of operation frequency. As a result, power is applied in all heating/ cooling ranges, and maximum comfort is achieved while consuming minimal energy. Fast, comfortable operation and low running cost - that's the Mitsubishi Electric promise.

Inverter Operation Comparison

Non-inverter air conditioner — On/Off operation of compressor keeps room temperature

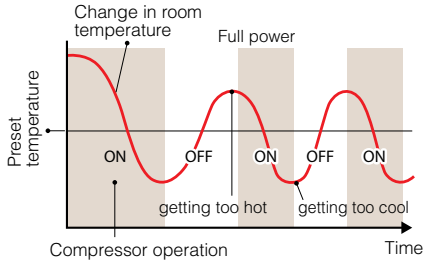

Inverter air conditioner — Optimum control of frequency keeps preset room temperature

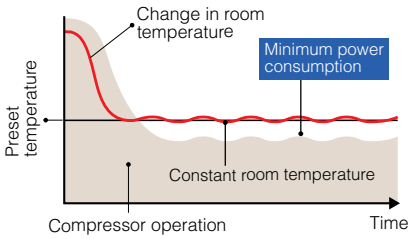

The compressors of air conditioners without an Inverter start and stop repeatedly to maintain the preset room temperature. This repetitive on/off operation uses excessive electricity and compromises room comfort. The compressors of air conditioners equipped with an Inverter run continuously; the Inverter quickly optimises the operating frequency according to changes in room temperature. This ensures energy-efficient operation and a more comfortable room.

Outdoor Unit DC Scroll Compressor

Compressors can be described as the heart of an air conditioner, that pump the refrigerant around the system which heats or cools your home. Mitsubishi Electric utilises DC scroll compressors with the addition of a frame compliance mechanism, this technology reduces the internal friction of the compressor which increases its overall efficiency.

Fan Speed & ESP

Multiple choices of static pressure settings for ducted systems allowing flexibility of airflow volume.

Demand Response Capable*

The Mr Slim outdoor units include a demand response enabling device (DRED), allowing your electricity provider to activate and control the system at 3 preprogrammed modes, in response to signals sent from the electricity provider at times when it is necessary to help reduce peak demand.

*SUZ-M, PUZ-M and PUZ-ZM models only.
*This requires an additional adapter from your power provider and is installed in accordance with AS/NZS 4755.3.1:2014.

Product Line-Up

		1-Phase 2.5kW	1-Phase 3.5kW	1-Phase 5.0kW	1-Phase 6.0kW	1-Phase 7.1kW	1 & 3-Phase 10.0kW
Ceiling Cassette	SLZ-M Series	SLZ-M25FA-A	SLZ-M35FA-A	SLZ-M50FA-A	SLZ-M60FA-A		
	PLA-M Series					PLA-M71EA-A	PLA-M100EA-A
	MLZ-KP Series	MLZ-KP25VF	MLZ-KP35VF	MLZ-KP50VF			
Ceiling Suspended	PCA-M Series			PCA-M50KA	PCA-M60KA	PCA-M71KA	PCA-M100KA
Bulkhead	SEZ-M Series	SEZ-M25DA(L)	SEZ-M35DA(L)	SEZ-M50DA(L)	SEZ-M60DA(L)	SEZ-M71DA(L)*1	
Ceiling Concealed	PEAD-M Series			PEAD-M50JAAD	PEAD-M60JAAD	PEAD-M71JAAD	PEAD-M100JAAD
	PEA-M GAA & PEA-RP Series						PEA-M100GAA
	PEA-M HAA Series						PEA-M100HAA
Wall Mounted	PKA-M Series					PKA-M71KAL*2	PKA-M100KAL*3
Outdoor Unit	R32 S Series	SUZ-M25VAD-A	SUZ-M35VAD-A	SUZ-M50VAD-A	SUZ-M60VAD-A	SUZ-M71VAD-A	
	R32 P Series						PUZ-M100VKA-A
						PUZ-ZM71VHA-A	PUZ-ZM100V(Y)KA
	R410A P Series						

*1 SEZ-M71DA(L) indoor units should be connected to an SUZ outdoor unit.
*2 PKA-M71KAL only compatible with PUZ-ZM71VHA-A.
*3 PKA-M100KAL only connectable with PUZ-ZM100V(Y)KA.
*4 Wireless controller available with SEZ-M25-71DAL.

1 & 3-Phase 12.5kW	1 & 3-Phase 14.0kW	1 & 3-Phase 17.0kW	3-Phase 20.0kW	3-Phase 25.0kW	Remote Controller (Optional)	See Page
						14
PLA-M125EA-A	**PLA-M140EA-A**					15
						16
PCA-M125KA	**PCA-M140KA** *Excludes PUZ-M140VKA-A connection.					16
						17
PEAD-M125JAAD	**PEAD-M140JAAD**					18
PEA-M125GAA	**PEA-M140GAA**	**PEA-RP170WJA**	**PEA-RP200WJA**	**PEA-RP250WHA**		19
PEA-M125HAA	**PEA-M140HAA**					20
						21
						22
PUZ-M125VKA-A	**PUZ-M140VKA-A**					23
PUZ-ZM125V(Y)KA	**PUZ-ZM140V(Y)KA**					24
		PUZ-RP170V(Y)KA	**PUZ-RP200YKA**	**PUHZ-RP250YKM**		25

Control your Comfort

Making the most out of your air conditioner all starts with the controls, helping you to create comfort levels that suit your needs. The availability of a wide variety of controls by Mitsubishi Electric Australia, not only provides you with a selection to personalise your air conditioning system, but also increases flexibility in the way you use your unit.

Wi-Fi CONTROL

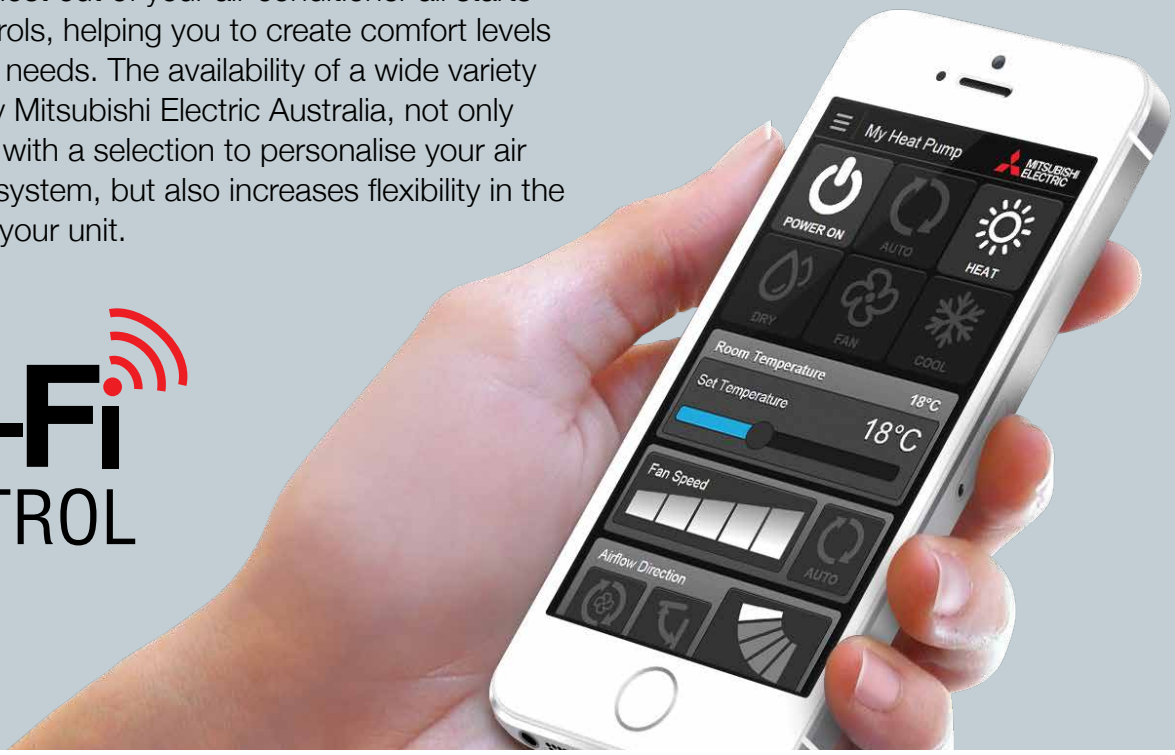

Wi-Fi Control*1

Unlock the door to smarter heating and cooling systems through your Split and Ducted systems, for total home comfort. This innovative technology connects your Mitsubishi Electric air conditioner to your smartphone, tablet or online account, giving you the freedom to fully control each unit on-the-go via an internet connection from anywhere in the world.

Features:

- Adjusting set temperature
- Changing mode
- Fan speed
- Auto-Off
- Zone Control

Voice Control

Mitsubishi Electric air conditioning systems connected with Wi-Fi Control*1 are now Amazon Alexa*2 and Google Assistant*3 enabled. This means you can enjoy hands-free control.

Develop Operating Rules

Tailor your system to always meet your needs and unlock the full potential of your air conditioner. Program your system to automatically turn On/Off at specific times, change settings, and develop temperature rules to ensure superior comfort day after day.

Control Multiple Units

Customise the settings of each air conditioner in your home. Purchase multiple adaptors to manage all air conditioners independently on the same account, to ensure complete control over your system. The result is a tailored system to your needs.

*1 Optional Wi-Fi adapter required per unit.
Requires an internet connection and the App downloaded on your smartphone or tablet with the latest operation system available.
*2 To use Amazon Alexa to control your air conditioner you will need an Amazon Alexa Echo device.
*3 To use Google Assistant to control your air conditioner you will need a Google Home Smart speaker.

amazon alexa ENABLED

works with the Google Assistant

PAR-40MAA

7 Day Wired Controller

PAR-40MAA

A large easy to read display with backlit LCD.

Features:

- Weekly timer – 8 patterns up to 7 days
- Auto-off timer
- Temperature range restriction – Limit minimum and maximum to prevent over heating/cooling
- Operation lock
- Multi Language (EN/FR/DE/ES/IT/PT/SV/RU)

PAR-SL97A-E

Handheld Controllers

PAR-SL97A-E

With an easy to read display and a variety of operating modes at the touch of a button. This controller features a weekly and 24 hour timer, On/Off timer to set operating times on a daily basis. The 'i-Save' mode recalls the preset temperature.

Features:

- 24 hour timer
- Mode and fan speed selection
- i-Save mode
- Fan Speed

*Optional receiver PAR-SA9CA-E required.

PAR-CT01MAA-PB

Bluetooth* Touch Screen Controller

PAR-CT01MAA-S/SB/PB

A full colour 3.5" touch LCD display suitable for both residential and commercial applications. Remote controller can communicate with smartphone or tablet device via Bluetooth Low Energy (BLE).

Features:

- Logo/photo image customisation
- White or Premium Black finishes
- 180 colour patterns available
- Customisable display
- Multilingual support: The smartphone app can be displayed in the language that the user's smartphone is set to

*Available for PAR-CT01MAA-SB and PAR-CT01MAA-PB.

Zone Controller

What is Zoning?

Zoning is the ability to turn off a section of your ducted air conditioning system when not in use.

The Mitsubishi Electric Zone Controller expands functionality, delivering conditioned air where you want it in the home/office. With the ability of creating up to 4 or 8 separate zones, why condition air in unoccupied areas?



Weekly Timer

Zone Controller allows setting weekly schedule for unit On/Off, modes, set temperature and also zones On/Off. Up to eight operation patterns can be scheduled for each day.

Occupancy Sensor

If motion is undetected the air conditioner switches to energy saving mode.

Brightness Sensor

Day and time settings can be combined with the brightness sensor to automatically turn the air conditioner off when lights are switched off.

LED Indicator

A colour band indicates the operating mode or can be configured to other settings. i.e. Off/Temperature/Colour preference.

PAR-SL100A-E

With an easy to read backlit display and a variety of operating modes at the touch of a button. This controller features a weekly and 24 hour timer, On/Off timer to set operating times on a daily basis. The 'i-Save' mode recalls the preset temperature. It also allows you to control the 3D i-See Sensor (optional part) for the SLZ-M and PLA-M ceiling cassettes.

3D i-see Sensor

Detects Occupants

3D i-See Sensor detects the occupancy of people in the room and sets the air conditioning settings accordingly. This makes automatic power-saving operation possible in high traffic areas/places. Additionally, when the area is continuously unoccupied, the system switches to an enhanced power-saving mode.

3D i-see Sensor

The 3D i-See Sensor is an infrared-ray sensor that measures the temperature at distant positions. While moving to the left and right, eight vertically arranged sensor elements analyse the room temperature in three dimensions.

This detailed analysis makes it possible to judge where people are in the room, thus allowing creation of features such as “indirect airflow,” to avoid airflow hitting people directly, and “direct airflow” to deliver airflow to where people are.

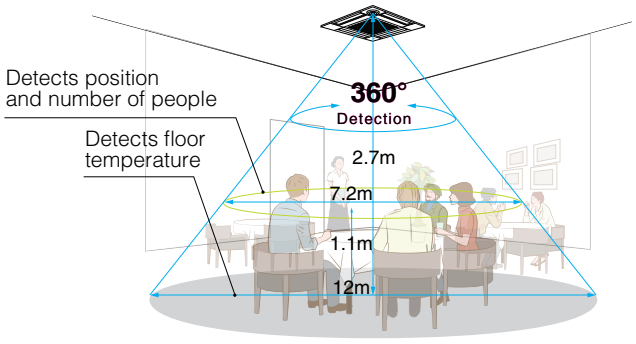

Indirect Airflow

The indirect airflow setting can be used when the flow of air feels too strong or direct. For example, it can be used during cooling to avert airflow and prevent body temperature from becoming excessively cooled.

Direct Airflow

This setting can be used to directly target airflow at people such as for immediate comfort when coming indoors on a hot (cold) day.

Absence Detection

The sensor detects whether there are people in the room. When no-one is in the room, the unit automatically switches to energy-saving mode.



Econo Cool Energy Saving Feature

“Econo Cool” is an intelligent temperature control feature that adjusts the amount of air directed towards the body based on the air-outlet temperature. The setting temperature can be raised by as much as 2°C without any loss in comfort, thereby realising a gain in energy efficiency.

(Function only available during manual cooling operation).

	Conventional	Econo Cool
Ambient Temperature	35°C	35°C
Set Temperature	5°C	7°C
Perceived Temperature	30°C	29.3°C

A comfortable room environment is maintained even when setting the temperature 2°C higher than the conventional cooling mode.

Econo Cool On

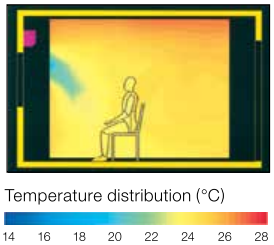

Conventional Cooling Mode

Area Temperature Monitor

The “3D i-See Sensor” monitors the whole room in sections and directs the airflow to areas of the room where the temperature does not match the temperature setting. For example when cooling the room, if the middle of the room is detected to be hotter, more airflow is directed towards it.

This helps to prevent unnecessary cooling/heating and contributes to energy efficiency.

Cooling Mode

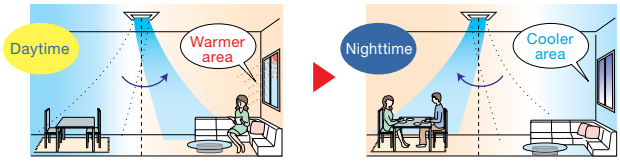

Auto Vane

The vane closes automatically when the air conditioner is not running, concealing the air outlet and creating a flat surface that is aesthetically appealing.

Indoor Units

SLZ-M Series
Ceiling Compact Cassette

- Capacity Range: 2.5/3.5/5.0/6.0kW
- Unit Dimensions (mm): 570 (W) x 570 (D) x 245 (H)
- Colour: Pure White
- Multiple Vane Settings

Compact and quiet, our range of ceiling cassette systems are equipped with 4-way airflow control. They offer you the flexibility to keep your wall and floor space free without compromising on comfort. Comes with built-in drain pump.

Compact Design

A design that is a perfect match for ceilings made using 2ft x 2ft construction. The 4-way air outlet can provide improved comfort with evenly distributed airflow.

Air Cleaning Filter

This built-in filter reduces dust and other particulates, keeping the air purified and deodorised. With simple maintenance, the long-life filter in the SLZ Series air conditioners can be used for approximately 2,500 hours.

3D i-see Sensor

Detects Occupants (Optional)

3D i-See Sensor detects the occupancy of people in the room and sets the air conditioning settings accordingly. This makes automatic power-saving operation possible in high traffic areas/places. Additionally, when the area is continuously unoccupied, the system switches to an enhanced power-saving mode.

PLA-M Series

Ceiling Cassette

- Capacity Range: 7.1/10.0/12.5/14.0kW
- Unit Dimensions (mm): 840 (W) x 840 (D) x 258 (H)
- Colour: Natural White
- Automatic grille lowering (down to 4m) (Optional)

A ceiling cassette that features a modern style with a sleek finish designed to fit discreetly with contemporary interior design, and performance providing enhanced airflow distribution for optimal comfort. Comes with built-in drain pump.

Horizontal Airflow

The airflow control reduces that uncomfortable drafty feeling with the introduction of a horizontal airflow that distributes across the ceiling.

Wide Airflow

PLA-M Series ceiling cassettes have the capacity to circulate air evenly throughout a room, ensuring that the room temperature is consistent throughout the entire space, through the use of wide-angle outlets. PLA-M Series ceiling cassettes feature a 20% reduction in horizontal airflow and fan speed, when compared to conventional models, in order to increase the comfort experienced by occupants.

3D i-see Sensor

Detects Occupants (Optional)

3D i-See Sensor detects the occupancy of people in the room and sets the air conditioning settings accordingly. This makes automatic power-saving operation possible in high traffic areas/ places. Additionally, when the area is continuously unoccupied, the system switches to an enhanced power-saving mode.

MLZ-KP Series
Ceiling Cassette

- Capacity Range: 2.5/3.5/5.0kW
- Unit Dimensions (mm):
  1,102 (W) x 360 (D) x 185 (H)
- Colour: Natural White
- Anti-Allergy Enzyme Filter (Optional)

The MLZ-KP Series features a sharp, slim and sleek appearance. Comes with built-in drain pump.

Sleek, Slimline Design

At just 185mm in height, the MLZ Series is the perfect solution for low ceiling cavities, whilst the flat, natural white finish provides a sleek and discreet installation.

Auto Vane Control

Outlet vanes can be moved left and right, and up and down using the remote controller. This improved airflow control feature reduces drafts.

Set Airflow According to Ceiling Height

Dual-level airflow selection is engineered to accommodate specific ceiling heights. This is a key feature for adjusting airflow effectively when ceilings are of different heights.

Horizontal Airflow

The airflow control reduces that uncomfortable drafty feeling with the introduction of a horizontal airflow that distributes across the ceiling.

PCA-M Series
Ceiling Suspended

- Capacity Range: 5.0/6.0/7.1/10.0/12.5/14.0kW
- Unit Dimensions (mm):
  960 (W) x 680 (D) x 230 (H) (PCA-M50)
  1,280 (W) x 680 (D) x 230 (H) (PCA-M60-71)
  1,600 (W) x 680 (D) x 230 (H) (PCA-M100-140)
- Colour: Natural White
- Designed for schools, shops and restaurants

A stylish indoor unit design and airflow settings for both high and low ceiling interiors expand installation possibilities. Together with excellent energy-saving control options, these units are the solution to diversified air conditioning needs.

Equipped with Automatic Air-Speed Adjustment

In addition to the conventional 4-speed setting, units are now equipped with an automatic air-speed adjustment mode. This setting automatically adjusts the air-speed to conditions that match the room environment.

Equipped with High and Low Ceiling Modes

Units are equipped with high and low ceiling operation modes that make it possible to switch the airflow volume to match room height.

Outside-Air Intake

Units are equipped with a knock-out hole that enables the induction of fresh outside-air.

SEZ-M Series

Bulkhead

- Capacity Range: 2.5/3.5/5.0/6.0/7.1kW
- Unit Height: 200mm
- External Static Pressure: 5/15/35/50Pa
- Designed for homes, offices, restaurants and shops

Impressively Quiet

With the sound of rustling leaves measuring at 20dB, the Mitsubishi Electric SEZ-M Series (25/35 models) offers impressively quiet operation at a hushed 23dB*1; ensuring a calm and comfortable environment.

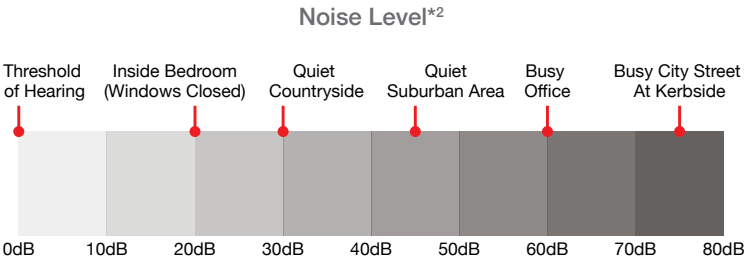

*1 The sound level for SEZ - is measured in an anechoic chamber.
*2 Source: NSW EPA.

DC Fan Motor

Efficiency of the DC motor is much higher than an equivalent AC motor. The closed type design conceals the electrical windings which increases safety.

Discreet Design

The Mitsubishi Electric compact design requires minimal space with a height of only 200mm, ideal for installation in buildings with lower ceilings. The design allows for discreet installation with the air intake and outlet grilles visible maintaining your home or office with clean lines for interior décor.

PEAD-M Series

Low Profile Mid-Static Ceiling Concealed

- Capacity Range: 5.0/6.0/7.1/10.0/12.0/14.0kW
- Unit Height: 250mm
- Lightweight for ease of installation
- Built-in condensate pump

For elegance and style, the PEAD Series compliments the room environment with an aesthetically pleasing ceiling installation and high-pressure static fan.

Compact Design

The height of the PEAD Series (5.0kW-14.0kW) has been unified to 250mm making installation possible in low ceilings with minimal clearance space. It has variable airflow settings to establish the best operation to match different room layouts. The drainage pump lift is 700mm from the lower surface of the indoor units main body. The solution for low ceiling space, as low as 250mm.

Wide Selection of Fan Speeds and External Static Pressure

The PEAD Series has five-stage external static pressure conversions and three fan speed options, giving you flexibility in comfort options. PEAD Series is designed with human comfort in mind and can be installed in a wide range of building types with broad static pressures requirements ranging from 35 to 125Pa*.

*Application dependent on site conditions.



PEA-M GAA Series

- Capacity Range: 10.0/12.5/14.0kW
- Unit Dimensions (mm): 1,400 (W) x 634 (D) x 400 (H)
- External Static Pressure: 50/100/150Pa

The GAA Series is a range of high static pressure units, with increased variation in airflow options.

Flexibly in Design

A flexible duct design and increased variation in airflow options allow operation that best matches room layouts. It is possible to adjust distance between air intake and outlets for optimal airflow. With high static pressures (150Pa), GAA Series units are applicable to a wide range of building types and applications.

PEA-RP WJA/WHA Series

- Capacity Range: WJA 16.0/18.9kW WHA 22.0kW
- Unit Dimensions (mm): 1,370 (W) x 1,120 (D) x 470 (H)
- R410A
- External Static Pressure: 60/75/100/150Pa

2 Piece Construction

This ducted fan coil has a two-piece construction, which allows for the separation of the indoor unit heat exchanger and the fan deck assembly. This is beneficial for installation into the roof space, for greater room capacities and increased variation in airflow; providing operation that suits most room layouts.

PEA-M HAA Series

2 Piece Construction

- Capacity Range: 10.0/12.5/14.0kW
- Unit Dimensions (mm): 1,405 (W) x 900 (D) x 380 (H)
- External Static Pressure: 50/100/150Pa

Ease of Installation

The indoor unit can be separated into the fan deck and heat exchanger for ease of transportation and installation into ceiling space. Ideal for the re-modelling of existing homes into roof trusses, thanks to the two piece construction.

Ease of Maintenance

With 2-way maintenance access, regular maintenance is easy. Even when the unit is installed near the ceiling and inaccessible from the bottom, the unit is accessible from another side.

Wide Selection of Fan Speeds and External Static Pressure

The HAA Series models incorporate three-stage external static pressure conversions and four fan speed selections, offering the ultimate in comfort solutions. The HAA Series incorporate three-stage external static pressure conversions and four fan speed selections, offering the ultimate in comfort solutions. HAA Series units are designed for human comfort and to be installed in a wide range of building types with broad static pressures requirements ranging from 50 to 150Pa.

*Application dependent on site conditions.





PKA-M Series

Wall Mounted

- Capacity Range: 7.1/10.0kW*
- Unit Dimensions (mm): 1,170 (W) x 295 (D) x 365 (H)
- Colour: Pure White
- Elegant design and compact dimensions are ideal for offices and shops

*PKA-M Series only connectible with PUZ-ZM Power Inverter Series.

Flat Panel

A flat panel layout has been adopted for the PKA-M Series. Pursuing a design that harmonises with virtually any interior.

Quick Clean Grille

The intake grille filter can easily slide out completely. This allows easy cleaning without any special tools (can be washed in water).

Wired Remote Controller Available (Optional)

An optional wired remote controller and a terminal block are available to suit various installation sites.

Drain Pump Option Available with All Models

Installation of the drain pump enables a drain outlet as high as 800mm above the base of the indoor unit. Drain water can be discharged easily even if the surface where the wall mounted unit does not have direct access outside, increasing the degree of freedom for installation.

Outdoor Units

Inverter

SUZ-M Series

- Capacity Range: 2.5/3.5/5.0/6.0/7.1kW
- Single Phase only

SUZ-M Series outdoor units are now available in R32 refrigerant, making it more energy efficient compared to previous R410A models. Ideal for residential and light commercial applications. i.e. shop front applications, SUZ-M Series works with a broad range of indoor units, perfect for many interior designs.

Compact Design

The compact design allows the SUZ-M units to be more versatile, with the ability to fit into small spaces where limited room is an issue.

Easier Transportation & Installation

The SUZ-M50 has an 18% reduction in height and a 24% reduction in weight, compared to the previous model. Facilitating easier transportation and installation.

Guaranteed Operating Range

-10°C to 52°C (Cooling), -10°C to 24°C (Heating) (SUZ-M25-35).
-15°C to 52°C (Cooling), -15°C to 24°C (Heating) (SUZ-M50-71).
Continue to operate when you need it most.



Inverter

PUZ-M Series

- Capacity Range: 10.0/12.5/14.0kW
- Single Phase only

Compact Design

With a new compact design that is suitable for smaller spaces, installation is more flexible and less obtrusive. The compact nature of the PUZ-M Series also makes transportation and handling easier. (Models PUZ-M100/125 only)

R32

R32 enables increased energy efficiency compared to R410A, with just one third of the global warming potential, the risk of environmental harm is greatly reduced.

Full Inverter

The Full Inverter ensures a high level of performance, including the finer control of operation frequency. As a result, improved power management is applied in all heating/cooling ranges and improved comfort is achieved while consuming less energy.

Guaranteed Operating Range

-5°C* to 46°C (Cooling), -5°C* to 21°C (Heating).
Continue to operate when you need it most.

*Optional air protection guide is required where ambient temperature is lower than -5°C.

Power Inverter

PUZ-ZM Series

- Capacity Range: 7.1/10.0/12.5/14.0kW
- Single & Three Phase

Ideal for larger homes or medium to large offices, the Power Inverter boasts all of the technological advances of the Compact Inverter with further design features that reduce power consumption and make it ideally suited to commercial applications.

Energy Efficiency

Mitsubishi Electric developed the unique 'Poki-Poki motor' in Japan. This innovative motor operates based on high density, high magnetic force, leading to high efficiency and reliability. Utilising the DC motor driving the outdoor unit, efficiency is much higher than an equivalent AC motor. One of the most energy efficient combinations in the market.

*ZM Series with the GAA Indoor based on EER and COP values.

Guaranteed Operating Range

-5°C to 52°C (Cooling), -20°C to 21°C (Heating).
Continue to operate when you need it most.

R410A Power Inverter

PUZ/HZ-RP Series

- Capacity Range: 16.0/18.9/22.0kW
- Single & Three Phase. (18.9/22.0kW Three Phase only)

Mitsubishi Electric Inverters meet the needs of homes, shops and offices with the ability to select the model to best match your requirements.

The maximum operating heating/cooling capacity of the Mr. Slim Power Inverter units has improved (compared to previous non-inverter models) when operating in either low or high outdoor temperatures. With a wider performance range, operation is now possible at lower speeds. Comfort is improved while power consumption is reduced.

Cleaning-Free Pipe Re-Use Technology*

The Mitsubishi Electric clean free piping re-use technology allows the re-use of existing refrigerant pipe which may reduce the installation costs by eliminating the need to replace existing pipework. The system is fitted with a ‘wide strainer’ which captures iron particles and prevent them from entering the outdoor unit.

Energy Efficiency

Mitsubishi Electric Inverters enable a high level of performance, with incremental control of operation frequency. As a result, an optimised level of power can be applied in all heating/cooling ranges, and improved comfort is achieved.

Guaranteed Operating Range

-5°C to 52°C (Cooling), -20°C to 21°C (Heating) (PUZ-RP170/200).
-5°C to 46°C (Cooling), -20°C to 15.5°C (Heating) (PUHZ-RP250).
Continue to operate when you need it most.

*Please contact your local dealer for details.

Product Specifications

SLZ-M Series (Ceiling Compact Cassette)							
Indoor Unit				**SLZ-M25FA-A**	**SLZ-M35FA-A**	**SLZ-M50FA-A**	**SLZ-M60FA-A**
Outdoor Unit				**SUZ-M25VAD-A**	**SUZ-M35VAD-A**	**SUZ-M50VAD-A**	**SUZ-M60VAD-A**
Refrigerant				R32			
Power Supply (V, Phase, Hz)				230V, Single-phase, 50/60Hz, Outdoor unit supply			
Cooling	**Capacity [Min-Rated*4-Max]**		**kW**	1.50 - 2.50 - 3.50	1.50 - 3.50 - 4.00	2.30 - 5.00 - 5.50	2.30 - 5.60 - 6.70
	Total Input [Rated]*4		**kW**	0.62	0.93	1.49	1.64
	AEER/EER			3.88/4.03	3.68/3.76	3.31/3.35	3.35/3.41
		Star Rating		3.5	3.0	2.0	2.0
	AEER [Part-Load %]*1			-	4.85	-	
	Running Current [Rated]*4		**A**	3.30	4.30	6.60	7.20
	Sound Pressure Level*2	**In (Lo-Mid-Hi)**	**dB(A)**	25 - 28 - 31	25 - 33 - 39	27 - 34 - 39	32 - 40 - 43
		Out (PWL)		45 (59)	48 (62)	48 (64)	49 (65)
	Air Volume (In) Lo-Mid-Hi		**L/S**	108 - 125 - 142	108 - 150 - 192	117 - 150 - 192	125 - 192 - 217
Heating	**Capacity [Min-Rated*5-Max]**		**kW**	1.30 - 3.00 - 4.10	1.30 - 4.00 - 5.00	1.70 - 5.00 - 5.50	2.50 - 6.00 - 7.60
	Total Input [Rated]*5		**kW**	0.78	1.05	1.58	1.87
	COP/ACOP			3.85/3.73	3.80/3.73	3.16/3.12	3.20/3.16
		Star Rating		2.5	2.5	1.5	1.5
	ACOP [Part-Load %]*1			4.77	-	4.54	4.63
	Running Current [Rated]*5		**A**	3.90	4.80	7.10	8.20
	Sound Pressure Level*2	**In (Lo-Mid-Hi)**	**dB(A)**	25 - 28 - 31	25 - 33 - 39	27 - 34 - 39	32 - 40 -43
		Out (PWL)		46 (59)	48 (63)	49 (66)	51 (68)
	Air Volume (In) Lo-Mid-Hi		**L/S**	108 - 125 - 142	108 - 150 - 192	117 - 150 - 192	125 - 192 - 217
Starting Current			**A**	3.90	4.80	7.10	8.20
Indoor Unit	**Input [Rated]**		**kW**	0.02	0.03		0.04
	Dimensions [HxWxD]		**mm**	245 x 570 x 570			
	Panel [HxWxD]		**mm**	10 x 625 x 625			
	Weight [Panel]		**kg**	15.0 (3.0)			
Outdoor Unit	**Dimensions [HxWxD]**		**mm**	550 x 800 x 285		714 x 800 x 285	880 x 840 x 330
	Weight		**kg**	30.0	35.0	41.0	54.0
	Max. Running Current		**A**	6.80	8.50	13.50	14.80
	Breaker Size		**A**	10		20	
Ext. Piping	**Diameter [Liquid/Gas]**		**mm**	ø6.35/ø9.52		ø6.35/ø12.70	ø6.35/ø15.88
	Max. Length/Height		**m**	20/12		30/30	
Guaranteed Operating Range [Outdoor]		**Cooling**	**°C**	-10 ~ 52		-15 ~ 52*3	
		Heating	**°C**	-10 ~ 24		-15 ~ 24	
Pre-Charge Refrigerant			**kg**	0.80 (7m)	1.15 (7m)	1.60 (7m)	
Additional Refrigerant			**g/m**	30		20	

Notes:

*1 MEPS compliant at part-load.
*2 Sound pressure level measured in anechoic room at 1m.
*3 With the optional air protection guide, the operation at -15°C outdoor temperature is possible.

Rating Conditions:

*4 Cooling: Indoor 27°C, D.B./19°C, W.B.
Outdoor 35°C, D.B./24°C, W.B.
*5 Heating: Indoor 20°C, D.B./15°C, W.B.
Outdoor 7°C, D.B./6°C, W.B.

PLA-M Series (Ceiling Cassette)						
Indoor Unit				PLA-M71EA-A	PLA-M100EA-A	PLA-M125EA-A
Outdoor Unit				SUZ-M71VAD-A	PUZ-M100VKA-A	PUZ-M125VKA-A
Refrigerant				R32		
Power Supply (V, Phase, Hz)				230V, Single-phase, 50/60Hz	230V, Single-phase, 50Hz	
Cooling	Capacity [Min-Rated*4-Max]		kW	2.80 - 7.10 - 8.10	4.00 - 10.00 - 10.60	5.80 - 12.00 - 13.00
	Total Input [Rated]*4		kW	1.87	2.88	3.46
	AEER*1/EER			3.73/3.79	3.36/3.47	3.38/3.46
	Running Current [Rated]*4		A	8.20	12.90	16.80
	Sound Pressure Level*2	In (Lo-Mid-Hi)	dB(A)	28 - 30 - 32 - 34	31 - 34 - 37 - 40	33 - 37 - 41 - 44
		Out (PWL)		49 (66)	52 (71)	54 (72)
	Air Volume (In) Lo-Mid-Hi		L/S	267 - 283 - 317 - 350	317 - 383 - 433 - 483	350 - 417 - 467 - 517
Heating	Capacity [Min-Rated*5-Max]		kW	2.60 - 8.00 - 10.20	2.80 - 11.20 - 12.50	4.10 - 14.00 - 15.00
	Total Input [Rated]*5		kW	2.17	2.98	3.85
	COP/ACOP*1			3.68/3.63	3.75/3.64	3.63/3.55
	Running Current [Rated]*5		A	9.50	13.30	17.30
	Sound Pressure Level*2	In (Lo-Mid-Hi)	dB(A)	28 - 30 - 32 - 34	31 - 34 - 37 - 40	33 - 37 - 41 - 44
		Out (PWL)		51 (68)	54 (72)	56 (74)
	Air Volume (In) Lo-Mid-Hi		L/S	267 - 283 - 317 - 350	317 - 383 - 433 - 483	350 - 417 - 467 - 517
Starting Current			A	-		
Max. Running Current			A	14.80	20.50	27.20
Indoor Unit	Input [Rated]		kW	0.04	0.07	0.10
	Dimensions [HxWxD]		mm	258 x 840 x 840	298 x 840 x 840	
	Panel [HxWxD]		mm	40 x 950 x 950		
	Weight [Panel]		kg	21.0 (5.0)		
Outdoor Unit	Dimensions [HxWxD]		mm	880 x 840 x 330	981 × 1050 × 330 (+40)	
	Weight		kg	55.0	76.0	84.0
	Breaker Size		A	20	32	
Ext. Piping	Diameter [Liquid/Gas]		mm	ø9.52/ø15.88		
	Max. Length/Height		m	30/30	55/30	
Guaranteed Operating Range [Outdoor]		Cooling*3	°C	-15 ~ 52	-15 ~ 46	
		Heating	°C	-15 ~ 24	-15 ~ 21	
Pre-Charge Refrigerant			kg	1.8 (7m)	3.1 (30m)	3.6 (30m)
Additional Refrigerant			g/m	55	40	

Notes:

*1 MEPS compliant.
*2 Sound pressure level measured in anechoic room at 1m.
*3 With the optional air protection guide, the operation at -15°C outdoor temperature is possible.

Rating Conditions:

*4 Cooling: Indoor 27°C, D.B./19°C, W.B.
Outdoor 35°C, D.B./24°C, W.B.
*5 Heating: Indoor 20°C, D.B./15°C, W.B.
Outdoor 7°C, D.B./6°C, W.B.

Product Specifications

PLA-M Series (Ceiling Cassette)									
Indoor Unit				PLA-M71EA-A	PLA-M100EA-A		PLA-M125EA-A		PLA-M140EA-A	
Outdoor Unit				PUZ-ZM 71VHA-A	PUZ-ZM 100VKA-A	PUZ-ZM 100YKA2-A	PUZ-ZM 125VKA-A	PUZ-ZM 125YKA-A	PUZ-ZM 140VKA-A	PUZ-ZM 140YKA-A
Refrigerant				R32						
Power Supply				V: 230V, Single-phase, 50Hz Y: 400V, Three-phase, 50Hz						
Cooling	Capacity [Min-Rated*4-Max]		kW	3.30 - 7.10 - 8.10	4.90 - 10.00 - 11.40	4.90 - 10.00 - 11.40	5.50 - 12.50 - 14.00	5.50 - 12.50 - 14.00	6.20 - 13.50 - 15.30	6.20 - 13.50 - 15.30
	Total Input [Rated]*4		kW	1.78	2.43	2.43	3.55	3.55	3.93	3.93
	AEER/EER			3.77/3.98	3.95/4.11	3.87/4.11	3.42/3.52	3.37/3.52	3.34/3.43	3.30/3.43
	AEER [Part-Load %]*1			-						
	Running Current [Rated]*4		A	8.10	11.10	5.10	16.60	5.50	18.07	6.40
	Sound Pressure Level*2	In (Lo-Mid-Hi)	dB(A)	28 - 30 - 32 - 34	31 - 34 - 37 - 40	31 - 34 - 37 - 40	33 - 37 - 41 - 44	33 - 37 - 41 - 44	36 - 39 - 42 - 44	36 - 39 - 42 - 44
		Out (PWL)		47 (67)	49 (69)	49 (69)	50 (70)	50 (70)	50 (70)	50 (70)
	Air Volume (In) Lo-Mid-Hi		L/S	267 - 283 - 317 - 350	317 - 383 - 433 - 483	317 - 383 - 433 - 483	350 - 417 - 467 - 517	350 - 417 - 467 - 517	400 - 433 - 483 - 533	400 - 433 - 483 - 533
Heating	Capacity [Min-Rated*5-Max]		kW	3.50 - 8.00 - 10.20	4.50 - 11.20 - 14.00	4.50 - 11.20 - 14.00	5.00 - 14.00 - 16.00	5.00 - 14.00 - 16.00	5.70 - 16.00 - 18.00	5.70 - 16.00 - 18.00
	Total Input [Rated]*5		kW	2.03	2.94	2.94	3.58	3.58	4.48	4.48
	ACOP/COP			3.75/3.94	3.68/3.80	3.62/3.80	3.80/3.91	3.75/3.91	3.49/3.57	3.45/3.57
	Running Current [Rated]*5		A	9.89	14.02	5.10	16.30	5.90	21.14	7.20
	Sound Pressure Level*2	In (Lo-Mid-Hi)	dB(A)	28 - 30 - 32 - 34	31 - 34 - 37 - 40	31 - 34 - 37 - 40	33 - 37 - 41 - 44	33 - 37 - 41 - 44	36 - 39 - 42 - 44	36 - 39 - 42 - 44
		Out (PWL)		51 (70)	51 (69)	50 (69)	52 (70)	52 (70)	52 (71)	52 (71)
	Air Volume (In) Lo-Mid-Hi		L/S	267 - 283 - 317 - 350	317 - 838 - 433 - 483	317 - 383 - 433 - 483	350 - 417 - 467 - 517	350 - 417 - 467 - 517	400 - 433 - 483 - 533	400 - 433 - 483 - 533
Max. Running Current			A	19.27	27.96	11.96	28.16	12.16	29.16	12.16
Indoor Unit	Input [Rated]		kW	0.04	0.07	0.07	0.10	0.10	0.10	0.10
	Dimensions [HxWxD]		mm	258 x 840 x 840	298 x 840 x 840					
	Panel [HxWxD]		mm	40 x 950 x 950						
	Weight [Panel]		kg	21.0 (5.0)	24.0 (5.0)		27.0 (5.0)			
Outdoor Unit	Dimensions [HxWxD]		mm	943 x 950 x 300 (+25)	1338 x 1050 x 330 (+40)					
	Weight		kg	70.0	113.0					
	Breaker Size		A	25	32	16	32	16	40	16
Ext. Piping	Diameter [Liquid/Gas]		mm	ø9.52/ø15.88						
	Max. Length/Height		m	50/30	75/30					
Guaranteed Operating Range [Outdoor]		Cooling*3	°C	-5 (-15) ~ 52						
		Heating	°C	-20 ~ 21						
Pre-Charge Refrigerant			kg	2.8 (30m)	4.0 (30m)					
Additional Refrigerant			g/m	40						

Notes:

*1 MEPS compliant at part-load.
*2 Sound pressure level measured in anechoic room at 1m.
*3 With the optional air protection guide, the operation at -15°C outdoor temperature is possible.

Rating Conditions:

*4 Cooling: Indoor 27°C, D.B./19°C, W.B.
Outdoor 35°C, D.B./24°C, W.B.
*5 Heating: Indoor 20°C, D.B./15°C, W.B.
Outdoor 7°C, D.B./6°C, W.B.

MLZ-KP Series (Ceiling Cassette)						
Indoor Unit				**MLZ-KP25VF**	**MLZ-KP35VF**	**MLZ-KP50VF**
Outdoor Unit				**SUZ-M25VAD-A**	**SUZ-M35VAD-A**	**SUZ-M50VAD-A**
Refrigerant				R32		
Power Supply (V, Phase, Hz)				230V, Single-phase, 50/60Hz, Outdoor unit supply		
Cooling	**Capacity [Min-Rated*4-Max]**		**kW**	1.50 - 2.50 - 3.20	1.50 - 3.50 - 4.10	2.30 - 5.00 - 5.50
	Total Input [Rated]*4		**kW**	0.59	0.90	1.37
	AEER/EER			4.07/4.23	3.80/3.88	3.59/3.64
		Star Rating		3.5	3.0	2.5
	Running Current [Rated]*4		**A**	3.30	4.20	6.10
	Sound Pressure Level*2	**In (Slo-Lo-Mid-Hi)**	**dB(A)**	27 - 31 - 34 - 38	27 - 32 - 36 - 40	29 - 36 - 41 - 47
		Out (PWL)		45 (59)	48 (62)	48 (64)
	Air Volume (In) Lo-Mid-Hi		**L/S**	100 - 120 - 133 - 147	100 - 122 - 140 - 157	100 - 138 - 163 - 190
Heating	**Capacity [Min-Rated*5-Max]**		**kW**	1.30 - 3.20 - 4.20	1.30 - 4.10 - 4.70	1.70 - 6.00 - 6.80
	Total Input [Rated]*5		**kW**	0.79	1.13	1.83
	COP/ACOP			4.05/3.93	3.62/3.56	3.27/3.24
		Star Rating		3.5	2.5	2.0
	ACOP [Part-Load %]*1			-		4.75
	Running Current [Rated]*5		**A**	4.00	5.00	8.10
	Sound Pressure Level*2	**In (Slo-Lo-Mid-Hi)**	**dB(A)**	26 - 29 - 34 - 37	26 - 32 - 36 - 40	26 - 37 - 42 - 48
		Out (PWL)		46 (59)	48 (63)	49 (66)
	Air Volume (In) Lo-Mid-Hi		**L/S**	100 - 117 - 137 - 153	100 - 128 - 147 - 165	100 - 147 - 172 - 197
Starting Current			**A**	4.00	5.00	8.10
Indoor Unit	**Input [Rated]**		**kW**	0.04		
	Dimensions [HxWxD]		**mm**	185 x 1102 x 360		
	Panel [HxWxD]		**mm**	24 x 1200 x 424		
	Weight [Panel]		**kg**	15.5 (3.5)		
Outdoor Unit	**Dimensions [HxWxD]**		**mm**	550 x 800 x 285		714 x 800 x 285
	Weight		**kg**	30.0	35.0	41.0
	Max. Running Current		**A**	6.80	8.50	13.50
	Breaker Size		**A**	10		20
Ext. Piping	**Diameter [Liquid/Gas]**		**mm**	ø6.35/ø9.52		ø6.35/ø12.70
	Max. Length/Height		**m**	20/12		30/30
Guaranteed Operating Range [Outdoor]		**Cooling**	**°C**	-10 ~ 52		-15 ~ 52*3
		Heating	**°C**	-10 ~ 24		-15 ~ 24
Pre-Charge Refrigerant			**kg**	1.1 (7m)		
Additional Refrigerant			**g/m**	20		

Notes:

*1 MEPS compliant at part-load.
*2 Sound pressure level measured in anechoic room at 1m.
*3 With the optional air protection guide, the operation at -15°C outdoor temperature is possible.

Rating Conditions:

*4 Cooling: Indoor 27°C, D.B./19°C, W.B.
Outdoor 35°C, D.B./24°C, W.B.
*5 Heating: Indoor 20°C, D.B./15°C, W.B.
Outdoor 7°C, D.B./6°C, W.B.

Product Specifications

PCA-M Series (Ceiling Suspended)									
Indoor Unit				**PCA-M50KA**	**PCA-M60KA**	**PCA-M71KA**	**PCA-M100KA**	**PCA-M125KA**
Outdoor Unit				**SUZ-M50VAD-A**	**SUZ-M60VAD-A**	**SUZ-M71VAD-A**	**PUZ-M100VKA-A**	**PUZ-M125VKA-A**
Refrigerant				R32				
Power Supply (V, Phase, Hz)				230V, Single-phase, 50/60Hz			230V, Single-phase, 50Hz	
Cooling	**Capacity [Min-Rated*4-Max]**		**kW**	2.30 - 5.00 - 6.00	2.30 - 6.00 - 6.50	2.80 - 7.10 - 8.10	4.00 - 10.00 - 10.60	5.70 - 11.50 - 13.00
	Total Input [Rated]*4		**kW**	1.28	1.60	1.98	2.97	3.60
	AEER/EER			3.84/3.90	3.68/3.75	3.53/3.58	3.26/3.36	3.11/3.19
	AEER [Part-Load %]*1			-				4.23
	Running Current [Rated]*4		**A**	5.80	7.00	8.70	13.40	16.30
	Sound Pressure Level*2	**In (Lo-Mid2-Mid1-Hi)**	**dB(A)**	32 - 34 - 37 - 40	33 - 35 - 37 - 40	35 - 37 - 39 - 41	37 - 39 - 41 - 43	39 - 41 - 43 - 45
		Out (PWL)		48 (64)	49 (65)	45 (59)	52 (71)	54 (72)
	Air Volume (In) Lo-Mid2-Mid1-Hi		**L/S**	167 - 183 - 217 - 250	250 - 267 - 283 - 317	267 - 283 - 300 - 333	367 - 400 - 433 - 467	383 - 417 - 450 - 483
Heating	**Capacity [Min-Rated*5-Max]**		**kW**	1.70 - 6.00 - 7.00	2.50 - 7.00 - 8.00	2.60 - 8.00 - 10.20	2.80 - 11.20 - 12.50	4.10 - 14.00 - 15.00
	Total Input [Rated]*5		**kW**	1.65	1.72	2.24	3.38	4.35
	COP/ACOP			3.63/3.59	4.06/4.00	3.57/3.52	3.31/3.22	3.21/3.15
	Running Current [Rated]*5		**A**	7.30	7.50	9.80	15.30	19.50
	Sound Pressure Level*2	**In (Lo-Mid2-Mid1-Hi)**	**dB(A)**	32 - 34 - 37 - 40	33 - 35 - 37 - 40	35 - 37 - 39 - 41	37 - 39 - 41 - 43	39 - 41 - 43 - 45
		Out (PWL)		49 (66)	51 (68)	46 (59)	54 (72)	56 (74)
	Air Volume (In) Lo-Mid-Hi		**L/S**	167 - 183 - 217 - 250	250 - 267 - 283 - 317	267 - 283 - 300 -333	367 - 400 - 433 - 467	383 - 417 - 450 - 483
Max. Running Current			**A**	13.50	14.80		20.70	27.30
Indoor Unit	**Input [Rated]**		**kW**	0.05	0.06		0.09	0.11
	Dimensions [HxWxD]		**mm**	230 x 960 x 680	230 x 1280 x 680		230 × 1600 × 680	
	Weight [Panel]		**kg**	26.0	32.0		37.0	38.0
Outdoor Unit	**Dimensions [HxWxD]**		**mm**	714 x 800 x 285	880 x 840 x 330		981 × 1050 × 330 (+40)	
	Weight		**kg**	41.0	54.0	55.0	76.0	84.0
	Breaker Size		**A**	20			32	
Ext. Piping	**Diameter [Liquid/Gas]**		**mm**	ø6.35/ø12.70	ø6.35/ø15.88	ø9.52/ø15.88		
	Max. Length/Height		**m**	30/30			55/30	
Guaranteed Operating Range [Outdoor]		**Cooling*3**	**°C**	-15 ~ 52			-15 ~ 46	
		Heating	**°C**	-15 ~ 24			-15 ~ 21	
Pre-Charge Refrigerant			**kg**	1.20 (7m)	1.25 (7m)	1.45 (7m)	3.10 (30m)	3.60 (30m)
Additional Refrigerant			**g/m**	20		80	40	

Notes:

*1 MEPS compliant at part-load.
*2 Sound pressure level measured in anechoic room at 1m.
*3 With the optional air protection guide, the operation at -15°C outdoor temperature is possible.

Rating Conditions:

*4 Cooling: Indoor 27°C, D.B./19°C, W.B.
Outdoor 35°C, D.B./24°C, W.B.
*5 Heating: Indoor 20°C, D.B./15°C, W.B.
Outdoor 7°C, D.B./6°C, W.B.

PCA-M Series (Ceiling Suspended)									
Indoor Unit				PCA-M71KA	PCA-M100KA		PCA-M125KA		PCA-M140KA	
Outdoor Unit				PUZ-ZM71 VHA-A	PUZ-ZM 100VKA-A	PUZ-ZM 10YKA2-A	PUZ-ZM 125VKA-A	PUZ-ZM 125YKA-A	PUZ-ZM 140VKA-A	PUZ-ZM 140YKA-A
Refrigerant				R32						
Power Supply (V, Phase, Hz)				V: 230V, Single-phase, 50Hz Y: 400V, Three-phase, 50Hz						
Cooling	Capacity [Min-Rated*4-Max]		kW	3.30 - 7.10 - 8.10	4.90 - 10.00 - 11.40	4.90 - 10.00 - 11.40	5.50 - 12.50 - 14.00	5.50 - 12.50 - 14.00	6.20 - 13.50 - 15.30	6.20 - 13.50 - 15.30
	Total Input [Rated]*4		kW	1.82	2.55	2.55	3.77	3.77	4.15	4.15
	AEER/EER			3.69/3.90	3.77/3.92	3.70/3.92	3.22/3.31	3.18/3.31	3.17/3.25	3.14/3.25
	AEER [Part-Load %]*1			-				3.66	4.23	4.12
	Running Current [Rated]*4		A	8.30	11.60	5.20	17.12	6.20	18.07	6.70
	Sound Pressure Level*2	In (Lo-Mid-Hi)	dB(A)	35 - 37 - 39 - 41	37 - 39 - 41 - 43		39 - 41 - 43 - 45		41 - 43 - 45 - 48	
		Out (PWL)		47 (67)	49 (69)	50 (70)	50 (70)	50 (70)	50 (70)	50 (70)
	Air Volume (In) Lo-Mid-Hi		L/S	267 - 283 - 300 - 333	367 - 400 - 433 - 467		383 - 417 - 450 - 483		400 - 433 - 483 - 533	
Heating	Capacity [Min-Rated*5-Max]		kW	3.50 - 8.00 - 10.20	4.50 - 11.20 - 14.00	4.50 - 11.20 - 14.00	5.00 - 14.00 - 16.00	5.00 - 14.00 - 16.00	5.70 - 16.00 - 18.00	5.70 - 16.00 - 18.00
	Total Input [Rated]*5		kW	2.15	3.28	3.28	4.22	4.22	4.72	4.72
	ACOP/COP			3.55/3.72	3.31/3.41	3.41/3.26	3.23/3.31	3.20/3.31	3.31/3.38	3.28/3.38
	Running Current [Rated]*5		A	10.06	14.30	5.10	19.46	7.10	21.40	7.90
	Sound Pressure Level*2	In (Lo-Mid-Hi)	dB(A)	35 - 37 - 39 - 41	37 - 39 - 41 - 43		39 - 41 - 43 - 45		41 - 43 - 45 - 48	
		Out (PWL)		51 (70)	51 (69)	51 (69)	52 (70)	52 (70)	52 (71)	52 (71)
	Air Volume (In) Lo-Mid-Hi		L/S	267 - 283 - 300 - 333	367 - 400 - 433 - 467		383 - 417 - 450 - 483		400 - 433 - 483 - 533	
Max. Running Current			A	19.42	28.15	12.15	28.26	12.26	29.40	12.40
Indoor Unit	Input [Rated]		kW	0.06	0.09		0.11		0.14	
	Dimensions [HxWxD]		mm	230 x 1280 x 680	230 × 1600 × 680					
	Weight		kg	32.0	37.0		38.0		40.0	
Outdoor Unit	Dimensions [HxWxD]		mm	943 × 950 × 330 (+25)	1338 × 1050 × 330 (+40)					
	Weight		kg	70.0	113.0					
	Breaker Size		A	25	32	16	32	16	40	16
Ext. Piping	Diameter [Liquid/Gas]		mm	ø9.52/ø15.88						
	Max. Length/Height		m	50/30	75/30					
Guaranteed Operating Range [Outdoor]		Cooling*3	°C	-5 (-15) ~ 52						
		Heating	°C	-20 ~ 21						
Pre-Charge Refrigerant			kg	2.8 (30m)	4.0 (30m)					
Additional Refrigerant			g/m	40						

Notes:

*1 MEPS compliant at part-load.
*2 Sound pressure level measured in anechoic room at 1m.
*3 With the optional air protection guide, the operation at -15°C outdoor temperature is possible.

Rating Conditions:

*4 Cooling: Indoor 27°C, D.B./19°C, W.B.
Outdoor 35°C, D.B./24°C, W.B.
*5 Heating: Indoor 20°C, D.B./15°C, W.B.
Outdoor 7°C, D.B./6°C, W.B.

Product Specifications

SEZ-M Series (Bulkhead)								
Indoor Unit				**SEZ-M25DA(L)**	**SEZ-M35DA(L)**	**SEZ-M50DA(L)**	**SEZ-M60DA(L)**	**SEZ-M71DA(L)**
Outdoor Unit				**SUZ-M25VAD-A**	**SUZ-M35VAD-A**	**SUZ-M50VAD-A**	**SUZ-M60VAD-A**	**SUZ-M71VAD-A**
Refrigerant				R32				
Power Supply (V, Phase, Hz)				230V, Single, 50/60Hz, Outdoor unit supply				
Cooling	**Capacity [Min-Rated*4-Max]**		**kW**	1.50 - 2.50 - 3.30	1.50 - 3.50 - 4.00	2.30 - 5.00 - 6.30	2.30 - 6.00 - 6.50	2.80 - 7.10 - 8.30
	Total Input [Rated]*4		**kW**	0.70	1.01	1.40	1.73	2.14
	AEER/EER			3.45/3.57	3.39/3.46	3.51/3.57	3.41/3.46	3.27/3.31
	AEER [Part-Load %]*1			-				
	Running Current [Rated]*4		**A**	3.70	4.70	6.40	7.60	9.40
	Sound Pressure Level*2	**In (Lo-Mid-Hi)**	**dB(A)**	23 - 26 - 30	23 - 28 - 33	30 - 34 - 37	30 -34 - 38	30 - 35 - 40
		Out (PWL)		45 (59)	48 (62)	48 (64)	49 (65)	49 (66)
	Air Volume (In) Lo-Mid-Hi		**L/S**	92 - 117 - 150	117 - 150 - 183	167 - 208 - 250	200 - 250 - 300	200 - 267 - 333
Heating	**Capacity [Min-Rated*5-Max]**		**kW**	1.30 - 3.00 - 4.20	1.30 - 4.00 - 5.00	1.70 - 6.00 - 7.20	2.50 - 7.00 - 8.00	2.60 - 8.00 - 10.40
	Total Input [Rated]*5		**kW**	0.87	1.11	1.66	2.0	2.22
	COP/ACOP			3.44/3.35	3.60/3.53	3.61/3.57	3.50/3.45	3.60/3.55
	ACOP [Part-Load %]*1			-				
	Running Current [Rated]*5		**A**	4.30	5.00	7.50	8.70	9.70
	Sound Pressure Level*2	**In (Lo-Mid-Hi)**	**dB(A)**	23 - 26 - 30	23 - 28 - 33	30 - 34 - 37	30 - 34 - 38	30 - 35 - 40
		Out (PWL)		46 (59)	48 (63)	49 (66)	51 (68)	
	Air Volume (In) Lo-Mid-Hi		**L/S**	92 - 117 - 150	117 - 150 - 183	167 - 208 - 250	200 - 250 - 300	200 - 267 - 333
Starting Current			**A**	4.30	5.00	7.50	8.70	9.70
Indoor Unit	**Input [Rated]**		**kW**	0.04	0.05	0.07		0.10
	Dimensions [HxWxD]		**mm**	200 x 790 x 700	200 x 990 x 700		200 x 1190 x 700	
	Weight [Panel]		**kg**	17.5	21.0	22.0	25.5	
	Static Pressure		**Pa**	5/15/35/50				
Outdoor Unit	**Dimensions [HxWxD]**		**mm**	550 x 800 x 285		714 x 800 x 285	880 x 840 x 330	
	Weight		**kg**	30.0	35.0	41.0	54.0	55.0
	Max. Running Current		**A**	6.80	8.50	13.50	14.80	
	Breaker Size		**A**	10		20		
Ext. Piping	**Diameter [Liquid/Gas]**		**mm**	ø6.35/ø9.52		ø6.35/ø12.70	ø6.35/ø15.88	ø9.52/ø15.88
	Max. Length/Height		**m**	20/12		30/30		
Guaranteed Operating Range [Outdoor]		**Cooling**	**°C**	-10 ~ 52		-15 ~ 52*3		
		Heating	**°C**	-10 ~ 24		-15 ~ 24		
Pre-Charge Refrigerant			**kg**	0.80 (7m)	1.15 (7m)	1.60 (7m)		1.45 (7m)
Additional Refrigerant			**g/m**	30		20		80

Notes:

*1 MEPS compliant at part-load.
*2 Sound pressure level measured in anechoic room at 1m.
*3 With the optional air protection guide, the operation at -15°C outdoor temperature is possible.

Rating Conditions:

*4 Cooling: Indoor 27°C, D.B./19°C, W.B.
Outdoor 35°C, D.B./24°C, W.B.
*5 Heating: Indoor 20°C, D.B./15°C, W.B.
Outdoor 7°C, D.B./6°C, W.B.

PEAD-M Series (Ceiling Concealed)										
Indoor Unit				**PEAD-M50JAAD**	**PEAD-M60JAAD**	**PEAD-M71JAAD**	**PEAD-M100JAAD**	**PEAD-M125JAAD**	**PEAD-M140JAAD**
Outdoor Unit				**SUZ-M50VAD-A**	**SUZ-M60VAD-A**	**SUZ-M71VAD-A**	**PUZ-M100VKA**	**PUZ-M125VKA**	**PUZ-M140VKA**
Refrigerant				R32					
Power Supply (V, Phase, Hz)				V:230V, Single-phase, 50/60Hz			230V, Single-phase, 50Hz		
Cooling	**Capacity [Min-Rated*4-Max]**		kW	2.30 - 5.00 - 6.20	2.30 - 6.00 - 6.50	2.80 - 7.10 - 8.10	4.00 - 10.00 - 10.60	6.00 - 12.00 - 13.50	6.20 - 14.00 - 15.30
	Total Input [Rated]*4		kW	1.33	1.72	1.98	3.06	3.83	4.40
	AEER/EER			3.70/3.75	3.43/3.48	3.53/3.58	3.13/3.26	3.03/3.13	3.09/3.18
	AEER [Part-Load %]*1			-			4.40	3.78	4.01
	Running Current [Rated]*4		A	6.00	7.50	8.70	14.10	17.80	20.40
	Sound Pressure Level*2	**In (Lo-Mid-Hi)**	dB(A)	30 - 35 - 39	30 - 32 - 36	30 - 33 - 38	33 - 38 - 42	36 - 40 - 44	40 - 44 - 49
		Out (PWL)		48 (64)	49 (65)	49 (66)	52 (71)	54 (72)	53 (71)
	Air Volume (In) Lo-Mid-Hi		L/S	200 - 242 - 283	242 - 300 - 350	292 - 350 - 417	400 - 483 - 567	492 - 592 - 700	533 - 650 - 767
Heating	**Capacity [Min-Rated*5-Max]**		kW	1.70 - 6.00 - 7.40	2.80 - 7.00 - 8.00	2.60 - 8.00 - 10.20	2.80 - 12.50 - 12.50	4.10 - 14.00 - 15.50	5.70 - 16.00 - 18.00
	Total Input [Rated]*5		kW	1.44	1.85	2.00	3.35	3.68	4.30
	COP/ACOP			4.16/4.09	3.78/3.72	4.00/3.93	3.73/3.59	3.80/3.67	3.72/3.61
	Running Current [Rated]*5		A	6.40	8.10	8.80	16.50	17.10	20.00
	Sound Pressure Level*2	**In (Lo-Mid-Hi)**	dB(A)	30 - 35 - 39	30 - 32 - 36	30 - 33 - 38	33 - 38 - 42	36 - 40 - 44	40 - 44 - 49
		Out (PWL)		49 (66)	51 (68)		54 (72)	56 (74)	54 (72)
	Air Volume (In) Lo-Mid-Hi		L/S	200 - 242 - 283	242 - 300 - 350	292 - 350 - 417	400 - 483 - 567	492 - 592 - 700	533 - 650 - 767
Max. Running Current			A	13.50	14.80		29.00	29.30	29.64
Indoor Unit	**Input [Rated] (Cooling/Heating)**		kW	0.11/0.09	0.12/0.10	0.17/0.15	0.25/0.23	0.36/0.34	0.39/0.37
	Dimensions [HxWxD]		mm	250 x 900 x 732	250 x 1100 x 732		250 x 1400 x 732		250 x 1600 x 732
	Weight		kg	-		30.0	39.0	40.0	44.0
	Static Pressure		Pa	35/50/70/100/125					
Outdoor Unit	**Dimensions [HxWxD]**		mm	714 x 800 x 285	880 x 840 x 330	880 x 840 x 330	981 x 1050 x 330 (+40)		1338 x 1050 x 330 (+40)
	Weight		kg	41.0	54.0	55.0	76.0	84.0	99.0
	Breaker Size		A	20			32		40
Ext. Piping	**Diameter [Liquid/Gas]**		mm	ø6.35/ø12.70	ø6.35/ø15.88	ø9.52/ø15.88			
	Max. Length/Height		m	30/30			55/30		
Guaranteed Operating Range [Outdoor]		**Cooling**	°C	-15 ~ 52*2			-5 (-15) ~ 46*3		
		Heating	°C	-15 ~ 24			-15 ~ 21		
Pre-Charge Refrigerant			kg	1.60 (7m)		1.45 (7m)	3.1 (30m)	3.6 (30m)	4.0 (55m)
Additional Refrigerant			g/m	20		80	40		-

Notes:

*1 MEPS compliant at part-load.
*2 Sound pressure level measured in anechoic room at 1m.
*3 With the optional air protection guide, the operation at -15°C outdoor temperature is possible.

Rating Conditions:

*4 Cooling: Indoor 27°C, D.B./19°C, W.B.
Outdoor 35°C, D.B./24°C, W.B.
*5 Heating: Indoor 20°C, D.B./15°C, W.B.
Outdoor 7°C, D.B./6°C, W.B.

Product Specifications

PEAD-M Series (Ceiling Concealed)										
Indoor Unit				PEAD-M71JAAD	PEAD-M100JAAD		PEAD-M125JAAD		PEAD-M140JAAD	
Outdoor Unit				PUZ-ZM 71VHA-A	PUZ-ZM 100VKA-A	PUZ-ZM 100YKA2-A	PUZ-ZM 125VKA	PUZ-ZM 125YKA	PUZ-ZM 140VKA	PUZ-ZM 140YKA
Refrigerant				R32						
Power Supply (V, Phase, Hz)				V: 230V, Single-phase, 50Hz Y: 400V, Three-phase, 50Hz						
Cooling	Capacity [Min-Rated*4-Max]		kW	3.30 - 7.10 - 8.10	4.90 - 10.00 - 11.40	4.90 - 10.00 - 11.40	5.50 - 12.50 - 14.00	5.50 - 12.50 - 14.00	6.20 - 14.00 - 15.30	6.20 - 14.00 - 15.30
	Total Input [Rated]*4		kW	1.85	2.67	2.67	3.66	3.66	4.37	4.37
	AEER/EER			3.63/3.83	3.60/3.74	3.54/3.74	3.32/3.41	3.28/3.41	3.13/3.20	3.09/3.20
	AEER [Part-Load %]*1			-					4.20	4.09
	Running Current [Rated]*4		A	10.33	12.20	5.20	16.70	6.40	19.77	7.40
	Sound Pressure Level*2	In (Lo-Mid-Hi)	dB(A)	30 - 34 - 39	33 - 38 - 42		36 - 40 - 44		40 - 44 - 49	
		Out (PWL)		47 (67)	49 (69)	49 (69)	50 (70)	50 (70)	50 (70)	50 (70)
	Air Volume (In) Lo-Mid-Hi		L/S	292 - 350 - 417	400 - 483 - 567		492 - 592 - 700		533 - 650 - 767	
Heating	Capacity [Min-Rated*5-Max]		kW	3.50 - 8.00 - 10.20	4.50 - 11.20 - 14.00	4.50 - 11.20 - 14.00	5.10 - 14.00 - 16.00	5.10 - 14.00 - 16.00	5.70 - 16.00 - 18.00	5.70 - 16.00 - 18.00
	Total Input [Rated]*5		kW	1.93	2.80	2.80	3.52	3.52	4.18	4.18
	ACOP/COP			3.93/4.14	3.86/4.00	3.79/4.00	3.86/3.97	3.81/3.97	3.73/3.82	3.69/3.82
	Running Current [Rated]*5		A	8.80	12.70	5.10	16.00	6.20	18.80	7.10
	Sound Pressure Level*2	In (Lo-Mid-Hi)	dB(A)	30 - 34 - 39	33 - 38 - 42		36 - 40 - 44		40 - 44 - 49	
		Out (PWL)		51 (70)	51 (69)	51 (69)	52 (70)	52 (70)	52 (71)	52 (71)
	Air Volume (In) Lo-Mid-Hi		L/S	292 - 350 - 417	400 - 483 - 567		492 - 592 - 700		533 - 650 - 767	
Max. Running Current			A	20.28	29.18	13.18	29.90	13.90	31.10	14.10
Indoor Unit	Input [Rated]		kW	0.17/0.15	0.25/0.23		0.36/0.34		0.39/0.37	
	Dimensions [HxWxD]		mm	250 x 1100 x 732	250 x 1400 x 732		250 x 1400 x 732		250 x 1600 x 732	
	Weight		kg	30.0	29.0		40.0		44.0	
	Static Pressure		Pa	35/50/70/100/125						
Outdoor Unit	Dimensions [HxWxD]		mm	943 x 950 x 300 (+25)	1338 x 1050 x 330 (+40)					
	Weight		kg	70.0	111.0	113.0	111.0	113.0	111.0	113.0
	Breaker Size		A	25	32	16	32	16	40	16
Ext. Piping	Diameter [Liquid/Gas]		mm	ø9.52/ø15.88						
	Max. Length/Height		m	50/30	75/30					
Guaranteed Operating Range [Outdoor]		Cooling*3	°C	-5 (-15) ~ 52						
		Heating	°C	-20 ~ 21						
Pre-Charge Refrigerant			kg	2.8kg (30m)	4.0kg (30m)					
Additional Refrigerant			g/m	40						

Notes:

*1 MEPS compliant at part-load.
*2 Sound pressure level measured at static pressure of 50Pa at 1m distance.
*3 With the optional air protection guide, the operation at -15°C outdoor temperature is possible.

Rating Conditions:

*4 Cooling: Indoor 27°C, D.B./19°C, W.B.
Outdoor 35°C, D.B./24°C, W.B.
*5 Heating: Indoor 20°C, D.B./15°C, W.B.
Outdoor 7°C, D.B./6°C, W.B.

PEA-GAA Series (Ceiling Concealed)												
Indoor Unit				**PEA-M100GAA**			**PEA-M125GAA**			**PEA-M140GAA**		
Outdoor Unit				**PUZ-M 100VKA-A**	**PUZ-ZM 100VKA-A**	**PUZ-ZM 100YKA2-A**	**PUZ-M 125VKA-A**	**PUZ-ZM 125VKA-A**	**PUZ-ZM 125YKA-A**	**PUZ-M 140VKA-A**	**PUZ-ZM 140VKA-A**	**PUZ-ZM 140YKA-A**
Refrigerant				R32								
Power Supply (V, Phase, Hz)		**Source**		Outdoor power supply								
		Outdoor		V: 230V, Single-phase, 50Hz	V: 230V, Single-phase, 50Hz Y: 400V, Three-phase, 50Hz		V: 230V, Single-phase, 50Hz	V: 230V, Single-phase, 50Hz Y: 400V, Three-phase, 50Hz		V: 230V, Single-phase, 50Hz	V: 230V, Single-phase, 50Hz Y: 400V, Three-phase, 50Hz	
		Indoor		-								
Cooling	**Capacity [Min-Rated*4-Max]**		**kW**	4.00 - 10.00 - 10.60	4.90 - 10.00 - 11.40	4.90 - 10.00 - 11.40	6.00 - 12.00 - 13.50	5.50 - 12.50 - 14.00	5.50 - 12.50 - 14.00	6.20 - 14.00 - 15.30	6.20 - 14.00 - 15.30	6.20 - 14.00 - 15.30
	Total Input [Rated]*4		**kW**	3.08	2.39	2.39	3.81	3.52	3.52	4.22	4.10	4.10
	AEER/EER			3.24/3.12	4.01/4.18	3.93/4.18	3.14/3.04	3.45/3.55	3.40/3.55	3.31/3.22	3.33/3.41	3.29/3.41
	AEER [Part-Load %]*1			4.40	-		3.83	-				
	Running Current [Rated]*4		**A**	14.50	11.30	4.05	18.50	16.00	5.20	20.40	18.70	6.10
	Sound Pressure Level*2	**In (Lo-Mid-Hi)**	**dB(A)**	33 - 38 - 42	39 - 42		42 - 45					
		Out (PWL)		52 (71)	49 (69)	49 (69)	54 (72)	50 (70)	50 (70)	53 (71)	50 (70)	50 (70)
	Air Volume (In) Lo-Mid-Hi		**L/S**	567 - 700			800 - 1000					
Heating	**Capacity [Min-Rated*5-Max]**		**kW**	2.80 - 12.50 - 12.50	4.50 - 11.20 - 14.00	4.50 - 11.20 - 14.00	4.10 - 14.00 - 15.50	5.00 - 14.00 - 16.00	5.00 - 14.00 - 16.00	5.70 - 16.00 - 18.0	5.70 - 16.00 - 18.00	5.70 - 16.00 - 18.00
	Total Input [Rated]*5		**kW**	3.36	2.51	2.51	3.54	3.27	3.27	4.20	3.90	3.90
	ACOP/COP			3.72/3.58	4.28/4.46	4.21/4.46	3.95/3.81	4.15/4.28	4.09/4.28	3.80/3.69	3.99/4.10	3.95/4.10
	Running Current [Rated]*5		**A**	15.80	11.50	4.26	17.30	15.40	5.40	20.30	17.70	6.20
	Sound Pressure Level*2	**In (Lo-Mid-Hi)**	**dB(A)**	39 - 42			42 - 45					
		Out (PWL)		54 (72)	51 (69)	51 (69)	56 (74)	52 (70)	52 (70)	54 (72)	52 (71)	52 (71)
	Air Volume (In) Lo-Mid-Hi		**L/S**	567 - 700			800 - 1000					
Max. Running Current			**A**	23.28	30.78	14.78	29.78	31.86	15.86	30.86	32.86	15.86
Indoor Unit	**Input [Rated]**		**kW**	0.21/0.21			0.49/0.49					
	Dimensions [HxWxD]		**mm**	400 × 1400 × 634								
	Weight		**kg**	63.0								
	Static Pressure		**Pa**	50/100/150								
Outdoor Unit	**Dimensions [HxWxD]**		**mm**	981 x 1050 x 330 (+40)	1338 × 1050 × 330 (+40)		981 x 1050 x 330 (+40)	1338 × 1050 × 330 (+40)				
	Weight		**kg**	76.0	113.0	114.0	84.0	113.0	114.0	99.0	113.0	114.0
	Breaker Size		**A**	32	32	16	32	32	16	40	40	16
Ext. Piping	**Diameter [Liquid/Gas]**		**mm**	ø9.52/ø15.88								
	Max. Length/Height		**m**	55/30	75/30		55/30	75/30		55/30	75/30	
Guaranteed Operating Range [Outdoor]		**Cooling*3**	**°C**	-5 (-15) ~ 46	-5 (-15) ~ 52		-5 (-15) ~ 46	-5 (-15) ~ 52		-5 (-15) ~ 46	-5 (-15) ~ 52	
		Heating	**°C**	-15 ~ 21	-20 ~ 21		-15 ~ 21	-20 ~ 21		-15 ~ 21	-20 ~ 21	
Supply Air Duct			**mm**	921 x 250								
Return Air Duct			**mm**	1102 x 330								
Pre-Charge Refrigerant			**kg**	3.1 (30m)	4.0 (30m)		3.6 (30m)	4.0 (30m)		4.0 (55m)	4.0 (30m)	
Additional Refrigerant			**g/m**	20	60		20	60		-	60	

Notes:

*1 MEPS compliant at part-load.
*2 Sound pressure level for PEA-M125/140 are measured in anechoic chamber at ESP50 Pa.
*3 With the optional air protection guide, the operation at -15°C outdoor temperature is possible.

Rating Conditions:

*4 Cooling: Indoor 27°C, D.B./19°C, W.B.
Outdoor 35°C, D.B./24°C, W.B.
*5 Heating: Indoor 20°C, D.B./15°C, W.B.
Outdoor 7°C, D.B./6°C, W.B.

Product Specifications

PEA-RP Series (Ceiling Concealed)								
Indoor Unit				**PEA-RP170WJA**		**PEA-RP200WJA**	**PEA-RP250WHA**	
Outdoor Unit				**PUZ-RP170VKA**	**PUZ-RP170YKA**	**PUZ-RP200YKA**	**PUHZ-RP250YKM**	
Refrigerant				R410A				
Power Supply (V, Phase, Hz)		**Source**		Indoor/outdoor separate power supply				
		Outdoor		V: 230V, Single-phase, 50Hz Y: 400V, Three-phase, 50Hz				
		Indoor		-			230V, Single-phase, 50Hz	
Cooling	**Capacity [Min-Rated*4-Max]**		**kW**	9.00 - 16.00 - 19.50	9.00 - 16.00 - 19.50	9.00 - 18.90 - 22.40	11.20 - 22.00 - 27.00	
	Total Input [Rated]*4		**kW**	4.94	4.94	5.92	6.11	
	AEER/EER			3.16/3.23	3.14/3.23	3.11/3.19	3.27/3.60	
	AEER [Part-Load %]*1			3.77	3.73	3.75	-	
	Running Current [Rated]*4		**A**	25.02	8.40	9.70	4.34/9.70 (Indoor/Outdoor)	
	Sound Pressure Level*2	**In (Lo-Mid-Hi)**	**dB(A)**	38 - 41 - 44			40 - 43 - 46	
		Out (PWL)		58 (76)	58 (76)	58 (76)	78	
	Air Volume (In) Lo-Mid-Hi		**L/S**	833 - 1017 - 1200			967 - 1183 - 1400	
Heating	**Capacity [Min-Rated*5-Max]**		**kW**	9.50 - 20.00 - 22.40	9.50 - 20.00 - 22.40	9.50 - 22.40 - 25.00	12.50 - 25.00 - 29.00	
	Total Input [Rated]*5		**kW**	6.00	6.00	6.89	6.89	
	ACOP/COP			3.26/3.33	3.25/3.33	3.18/3.25	3.37/3.62	
	Running Current [Rated]*5		**A**	27.51	9.70	7.80	4.34 / 11.0 (Indoor/Outdoor)	
	Sound Pressure Level*2	**In (Lo-Mid-Hi)**	**dB(A)**	38 - 41 - 44		40 - 43 - 46	40 - 43 - 46	
		Out (PWL)		59 (76)	59 (76)	59 (76)	78	
	Air Volume (In) Lo-Mid-Hi		**L/S**	833 - 1017 - 1200			967-1183-1400	
Max. Running Current			**A**	36.57	21.57	21.57	5.50/22.20 (Indoor/Outdoor)	
Indoor Unit	**Input [Rated]**		**kW**	0.49/0.49			0.66/0.66	
	Dimensions [HxWxD]		**mm**	470 × 1370 × 1120				
	Weight		**kg**	108				
	Static Pressure		**Pa**	60/75/100/150				
Outdoor Unit	**Dimensions [HxWxD]**		**mm**	1338 × 1050 × 330 (+40)			1650 x 920 x 740	
	Weight		**kg**	124.0	125.0	135.0	199.0	
	Breaker Size		**A**	40	32	32	32	
Ext. Piping	**Diameter [Liquid/Gas]**		**mm**	ø9.52/ø25.40			ø9.52/ø22.20	
	Max. Length/Height		**m**	75/30				
Guaranteed Operating Range [Outdoor]		**Cooling**	**°C**	-5 (-15) ~ 52*3			-5 ~ 46	
		Heating	**°C**	-20 ~ 21			-20 ~ 15.5	
Supply Air Duct			**mm**	1100 x 340				
Return Air Duct			**mm**	1100 x 420				
Pre-Charge Refrigerant			**kg**	7.7 (30m)			9.0 (0m)	
Additional Refrigerant			**g/m**	90			60g/m + 3kg	

Notes:

*1 MEPS compliant at part-load.
*2 Sound pressure level or PEA-RP170/200WHA/250WHA are measured in anechoic chamber at ESP150 Pa.
*3 With the optional air protection guide, the operation at -15°C outdoor temperature is possible.

Rating Conditions:

*4 Cooling: Indoor 27°C, D.B./19°C, W.B.
Outdoor 35°C, D.B./24°C, W.B.
*5 Heating: Indoor 20°C, D.B./15°C, W.B.
Outdoor 7°C, D.B./6°C, W.B.

PEA-M HAA Series (Ceiling Concealed)													
Indoor Unit				**PEA-M100HAA**			**PEA-M125HAA**			**PEA-M140HAA**		
Outdoor Unit				**PUZ-M 100VKA-A**	**PUZ-ZM 100VKA-A**	**PUZ-ZM 100YKA2-A**	**PUZ-M 125VKA-A**	**PUZ-ZM 125VKA-A**	**PUZ-ZM 125YKA-A**	**PUZ-M 140VKA-A**	**PUZ-ZM 140VKA-A**	**PUZ-ZM 140YKA-A**
Refrigerant				R32								
Power Supply (V, Phase, Hz)		**Outdoor**		V:230V, Single-phase, 50Hz Y:400V, Three-phase, 50Hz								
Cooling	**Capacity [Min-Rated*4-Max]**		kW	4.00 - 10.00 - 10.60	4.90 - 10.00 - 11.40		6.00 - 12.00 - 13.50	5.50 - 12.50 - 14.00		6.20 - 14.00 - 15.30	6.20 - 14.00 - 15.30	
	Total Input [Rated]*4		kW	3.02	2.65	3.11	3.78	3.50	3.50	4.24	4.19	4.19
	AEER/EER			3.21/3.31	3.63/3.77	3.57/3.77	3.10/3.17	3.47/3.57	3.42/3.57	3.23/3.30	3.26/3.34	3.22/3.34
	AEER [Part-Load %]*1			-		4.33	4.25	-				
	Running Current [Rated]*4		A	13.80	12.20	5.20	17.40	15.40	5.90	19.50	18.30	6.80
	Sound Pressure Level	**In (Lo-Mid2-Mid1-Hi) (SPL)*2**	dB(A)	29 - 32 - 36 - 38			35 - 38 - 42 - 45					
		Out (PWL)		52 (71)	49 (69)	50 (70)	54 (72)	50 (70)	50 (70)	53 (71)	50 (70)	50 (70)
	Air Volume (Lo-Mid2-Mid1-Hi)		L/S*2	500 - 567 - 633 - 700			700 - 800 - 900 - 1000					
Heating	**Capacity [Min-Rated*5-Max]**		kW	2.80 - 12.50 - 12.50	4.50 - 11.20 - 14.00		4.10 - 14.00 - 15.50	5.00 - 14.00 - 16.00		5.70 - 16.00 - 18.00	5.70 - 16.00 - 18.00	
	Total Input [Rated]*5		kW	3.24	2.71	3.12	3.44	3.40	3.40	3.85	3.97	3.97
	ACOP/COP			3.75/3.85	3.98/4.13	3.91/4.13	3.69/4.06	3.99/4.11	3.94/4.11	4.06/4.15	3.92/4.03	3.88/4.03
	ACOP (Part-Load %)*1			-								
	Running Current [Rated]*5		A	14.80	12.70	5.20	16.00	15.00	5.60	17.70	17.70	6.30
	Sound Pressure Level	**In (Lo-Mid2-Mid1-Hi) (SPL)*2**	dB(A)	29 - 32 - 36 - 38			35 - 38 - 42 - 45					
		Out (PWL)		54 (72)	51 (69)	52 (70)	56 (74)	52 (70)	52 (70)	54 (72)	52 (71)	52 (71)
	Air Volume In (Lo-Mid2-Mid1-Hi)		L/S*2	500 - 567 - 633 - 700			700 - 800 - 900 - 1000					
Max. Running Current			A	23.40	29.88	13.88	30.20	31.20	15.20	30.2	32.20	15.20
Indoor Unit	**Input (Cool Heat) [Rated]**		kW*2	0.187/0.187			0.477/0.477					
	Dimensions [HxWxD]		mm	380 x 1405 x 900								
	Weight		kg	63.0			66.0					
	Static Pressure		Pa	50/100/150								
Outdoor Unit	**Dimensions [HxWxD]**		mm	981 x 1050 x 330 (+40)	1338 x 1050 x 330 (+40)		981 x 1050 x 330 (+40)	1338 x1050 x 330 (+40)				
	Weight		kg	76.0	113.0	114.0	84.0	113.0	114.0	99.0	113.0	114.0
	Breaker Size		A	32		16	32	32	16	40	40	16
Ext. Piping	**Diameter [Liquid/Gas]**		mm	ø9.52/ø15.88								
	Max. Length/Height		m	55/30	75/30		55/30	75/30		55/30	75/30	
Guaranteed Operating Range [Outdoor]		**Cooling*3**	°C	-15 ~ 46	-5 (-15) ~ 52		-15 ~ 46	-5 (-15) ~ 52		-15 ~ 46	-5 (-15) ~ 52	
		Heating	°C	-15 ~ 21	-20 ~ 21		-15 ~ 21	-20 ~ 21		-15 ~ 21	-20 ~ 21	
Supply Air Duct			mm	1325 x 266								
Return Air Duct			mm	2 x 400 (2 x 16")								
Pre-Charge Refrigerant			kg	3.1 (30m)	4.0 (30m)		3.6 (30m)	4.0 (30m)		4.0 (55m)	4.0 (30m)	
Additional Refrigerant			g/m	200	60		200	60		-	60	

Notes:

*1 MEPS compliant at part-load.
*2 In case of NOT using air intake flange. With flange, please check P-Q curve on the indoor unit manual.
*3 With the optional air protection guide, the operation at -15°C outdoor temperature is possible.

Rating Conditions:

*4 Cooling: Indoor 27°C, D.B./19°C, W.B.
Outdoor 35°C, D.B./24°C, W.B.
*5 Heating: Indoor 20°C, D.B./15°C, W.B.
Outdoor 7°C, D.B./6°C, W.B.

Product Specifications

PKA-M Series (Wall Mounted)						
Indoor Unit				PKA-M71KAL	PKA-M100KAL	
Outdoor Unit				PUZ-ZM71VHA-A	PUZ-ZM100VKA-A	PUZ-ZM100YKA2-A
Refrigerant				R32		
Power Supply (V, Phase, Hz)				V: 230V, Single-phase, 50Hz Y: 400V, Three-phase, 50Hz		
Cooling	Capacity [Min-Rated*4-Max]		kW	3.30 - 7.10 - 8.10	4.90 - 10.00 - 11.40	4.90 - 10.00 - 11.40
	Total Input [Rated]*4		kW	1.86	2.81	2.81
	AEER/EER			3.61/3.81	3.43/3.55	3.37/3.55
	Running Current [Rated]*4		A	9.48	13.21	5.60
	Sound Pressure Level*2	In (Lo-Mid-Hi)	dB(A)	39 - 42 - 45	41 - 45 - 49	
		Out (PWL)		47 (67)	49 (69)	49 (69)
	Air Volume (In) Lo-Mid-Hi		L/S	300 - 333 - 367	333 - 383 - 433	
Heating	Capacity [Min-Rated*5-Max]		kW	3.50 - 8.00 - 10.20	4.50 - 11.20 - 14.00	4.50 - 11.20 - 14.00
	Total Input [Rated]*5		kW	2.12	3.10	3.10
	ACOP/COP			3.60/3.77	3.49/3.61	3.44/3.61
	Running Current [Rated]*5		A	10.00	14.08	5.60
	Sound Pressure Level*2	In (Lo-Mid-Hi)	dB(A)	39 - 42 - 45	41 - 45 - 49	
		Out (PWL)		51 (70)	51 (69)	52 (70)
	Air Volume (In) Lo-Mid-Hi		L/S	300 - 333 - 367	333 - 383 - 433	
Max. Running Current			A	19.43	28.07	12.07
Indoor Unit	Input [Rated]		kW	0.06	0.08	
	Dimensions [HxWxD]		mm	365 × 1170 × 295		
	Weight		kg	21.0		
Outdoor Unit	Dimensions [HxWxD]		mm	943 × 950 × 330 (+25)	1338 × 1050 × 330 (+40)	
	Weight		kg	70.0	113.0	114.0
	Breaker Size		A	25	32	16
Ext. Piping	Diameter [Liquid/Gas]		mm	ø9.52/ø15.88		
	Max. Length/Height		m	50/30	75/30	
Guaranteed Operating Range [Outdoor]	Cooling*3		°C	-5 (-15) ~ 52		
	Heating		°C	-20 ~ 21		
Pre-Charge Refrigerant			kg	2.8 (30m)	4.0 (30m)	
Additional Refrigerant			g/m	40		

Notes:

*1 MEPS compliant at part-load.
*2 Sound pressure level measured in anechoic room at 1m.
*3 With the optional air protection guide, the operation at -15°C outdoor temperature is possible.

Rating Conditions:

*4 Cooling: Indoor 27°C, D.B./19°C, W.B.
Outdoor 35°C, D.B./24°C, W.B.
*5 Heating: Indoor 20°C, D.B./15°C, W.B.
Outdoor 7°C, D.B./6°C, W.B.

Optional Parts Outdoor Units

	Option / Outdoor Unit	Joint Pipe: Unit Ø9.52 → Pipe Ø12.70		Liquid Ref. Dryer: For Pipe Ø9.52	Air Outlet Guide					Air Protection Guide		Drain Socket	Centralised Drain Pan		M-NET Converter	Control / Service Tool
		PAC-SG73RJ-E	PAC-SJ88RJ-E	PAC-SG82DR-E	MAC-881SG	MAC-886SG	MAC-889SG	PAC-SG59SG-E	PAC-SH96SG-E	PAC-SH63AG-E	PAC-SH95AG-E	PAC-SH71DS-E	PAC-SG64DP-E	PAC-SH97DP-E	PAC-SJ95MA-E	PAC-SK52ST
S Series	SUZ-KA25VAD2				●		●									
S Series	SUZ-KA35VAD2				●		●									
S Series	SUZ-KA50VAD2					●										
S Series	SUZ-KA60VAD2					●										
S Series	SUZ-KA71VAD2					●										
P Series	PUZ-ZM71VHA-A		●	●				●		●		●	●		●	●
P Series	PUZ-ZM100VKA-A		●	●					●		●	●		●	●	●
P Series	PUZ-ZM100YKA2-A		●	●					●		●	●		●	●	●
P Series	PUZ-ZM125VKA-A		●	●					●		●	●		●	●	●
P Series	PUZ-ZM125YKA-A		●	●					●		●	●		●	●	●
P Series	PUZ-ZM140VKA-A		●	●					●		●	●		●	●	●
P Series	PUZ-ZM140YKA-A		●	●					●		●	●		●	●	●
P Series	PUZ-ZM170VKA-A	●		●					●		●	●		●	●	●
P Series	PUZ-ZM170YKA-A	●		●					●		●	●		●	●	●
P Series	PUZ-ZM200YKA-A	●		●					●		●	●		●	●	●

Optional Parts Indoor Units

Indoor Unit			Filter							3D i-See Sensor Corner Panel		Shutter Plate	Multi-Functional Casement	Outside-Air Intake Duct Flange		Space Panel	Drain Pump		
			High-Efficiency Filter Element				Filter Box												
			PAC- SH59 KF-E	PAC- SH88 KF-E	PAC- SH89 KF-E	PAC- SH90 KF-E	PAC- KE93 TB-E	PAC- KE94 TB-E	PAC- KE95 TB-E	PAC-SF1ME-E	PAC-SE1ME-E	PAC- SJ37 SP-E	PAC-SJ41TM-E	PAC- SH65 OF-E	PAC- SH28 OF-E	PAC- SJ65 AS-E	PAC- SH94 DM-E	PAC- SJ92 DM-E	PAC- SJ93 DM-E
S Series	Ceiling Cassette	SLZ-M25FA-A								●									
		SLZ-M35FA-A								●									
		SLZ-M50FA-A								●									
		SLZ-M60FA-A								●									
	Ceiling Concealed	SEZ-M25DA(L)																	
		SEZ-M35DA(L)																	
		SEZ-M50DA(L)																	
		SEZ-M60DA(L)																	
		SEZ-M71DA(L)																	
P Series	4-Way Cassette	PLA-M71EA-A	●								●	●	●	●		●			
		PLA-M100EA-A	●								●	●	●	●		●			
		PLA-M125EA-A	●								●	●	●	●		●			
		PLA-M140EA-A	●								●	●	●	●		●			
	Ceiling Concealed	PEAD-M71JAAD					●												
		PEAD-M100JAAD						●											
		PEAD-M125JAAD						●											
		PEAD-M140JAAD							●										
		PEA-M100GAA																	
		PEA-M125GAA																	
		PEA-M140GAA																	
		PEA-RP170WJA																	
		PEA-RP200WJA																	
		PEA-RP250WHA																	
	Wall Mounted	PKA-M71KAL															●		
		PKA-M100KAL															●		
	Ceiling Suspended	PCA-M50KA		●														●	
		PCA-M60KA			●														
		PCA-M71KA			●														●
		PCA-M100KA				●													●
		PCA-M125KA				●													●
		PCA-M140KA				●													●

*1 MAC-334IF-E or MAC-397IF-E is required.
*2 PAC-SH29TC-E is required.
*3 Group control cannot be used.
*4 Unable to use with wireless remote controller.

Drain Pump		System Control Interface	MA & Contact Terminal Interface	Wi-Fi Interface	Power Supply Terminal Kit				Wired Remote Controller			Wireless Remote Controller					Remote Sensor	Remote On/Off Adapter		Connector Cable for Remote Display
									Controller		Terminal Block Kit for PKA	Signal Sender	Wireless Remote Controller	Signal Receiver			Controller Kit (Sender & Receiver)			
PAC- SJ94 DM-E	PAC- KE07 DM-E	MAC-334IF-E	MAC-397IF-E	MAC-568IF-E	PAC- SG94 HR-E	PAC- SG96 HR-E	PAC- SG97 HR-E	PAC-SJ39 HR-E	PAR- 40MA	PAC- YT52 CRA	PAC- SH29 TC-E	PAR- SL97A-E	PAR- SL100 A-E	PAR-SA9CA-E	PAR-SF9FA	PAR-SE9FA-E	PAR-SL94B-E	PAC-SE41TS-E	PAC- SE55 RA-E	PAC- SF40 RM-E	PAC-SA88HA-E
		●	●	●					●	●		●	●*3		●			●	●	●*4	●
		●	●	●					●	●		●	●*3		●			●	●	●*4	●
		●	●	●					●	●		●	●*3		●			●	●	●*4	●
		●	●	●					●	●		●	●*3		●			●	●	●*4	●
	●	●	●	●					●*2	●*2		●		●				●	●	●*4	●
	●	●	●	●					●*2	●*2		●		●				●	●	●*4	●
	●	●	●	●					●*2	●*2		●		●				●	●	●*4	●
	●	●	●	●					●*2	●*2		●		●				●	●	●*4	●
	●	●	●	●					●*2	●*2		●		●				●	●	●*4	●
		●*1	●*1	●				●	●	●		●	●*3			●		●	●	●*4	●
				●				●	●	●		●	●*3			●		●	●	●*4	●
				●				●	●	●		●	●*3			●		●	●	●*4	●
				●				●	●	●		●	●*3			●		●	●	●*4	●
		●*1	●*1	●			●		●	●		●		●				●	●	●*4	●
				●			●		●	●		●		●				●	●	●*4	●
				●			●		●	●		●		●				●	●	●*4	●
				●			●		●	●		●		●				●	●	●*4	●
				●			●		●	●		●		●				●	●	●*4	●
				●			●		●	●		●		●				●	●	●*4	●
				●			●		●	●		●		●				●	●	●*4	●
				●			●		●	●		●		●				●	●	●*4	●
				●			●		●	●		●		●				●	●	●*4	●
				●					●	●		●		●				●	●	●*4	●
				●					●	●								●	●	●*4	●
		●*1	●*1	●	●				●*2	●*2	●	●						●	●		●
				●	●				●*2	●*2	●	●						●	●		●
		●*1	●*1	●		●			●	●		●					●	●	●	●*4	●
●		●*1	●*1	●		●			●	●		●					●	●	●	●*4	●
		●*1	●*1	●		●			●	●		●					●	●	●	●*4	●
				●		●			●	●		●					●	●	●	●*4	●
				●		●			●	●		●					●	●	●	●*4	●
				●		●			●	●		●					●	●	●	●*4	●

Guaranteed Operating Range					
		SUZ-M	PUZ-M	PUZ-ZM/RP	PUHZ
		25/35/50/60/71	100/125/140	71/100/125/140/170/200	250
Cooling	Upper Limit (DB)	52°C	46°C	52°C	46°C
	Lower Limit (DB)	–15°C	–5°C (–15°C*)	–5°C (–15°C*)	–5°C
Heating	Upper Limit (DB)	24°C	21°C	21°C	15.5°C (WB)
	Lower Limit (DB)	–15°C	–21°C	–20°C	–20°C (WB)

*With the optional air protection guide, the operation at –15°C outdoor temperature is possible.

Sound Pressure Level:

- Sound pressure measurements were conducted in an anechoic chamber
- The actual noise level depends on the distance from the unit and the acoustic environment

Notes for All Specifications:

- Rating conditions (AS/NZS 3823)
- Cooling - Indoor: 27°C DB, 19°C WB
  Outdoor: 35°C DB
- Heating - Indoor: 20°C DB
  Outdoor: 7°C DB, 6°C WB
- Refrigerant piping length (one-way): 5m

*Above specifications are for outdoor units only.
*For PUHZ-RP250YKM: 7.5m.

Total Input Based on the Indicated Voltage (Indoor/Outdoor)		
	Indoor	Outdoor
50Hz	Single-phase, 230V	Single-phase, 230V/ Three-phase, 400V

Zone Controller	
Parts	**Specifications**
Zone Controller	Make sure the correct zone controller is selected from the following 4 models. • Maximum 4 of 24 V AC damper motor connecting type: PAC-ZC40L-E • Maximum 4 of 240 V AC damper motor connecting type: PAC-ZC40H-E • Maximum 8 of 24 V AC damper motor connecting type: PAC-ZC80L-E • Maximum 8 of 240 V AC damper motor connecting type: PAC-ZC80H-E
Zone Remote Controller	A maximum of 2 remote controllers can be connected. 1x remote controller is included in the Zone Controller. Additional remote part #: PAR-ZC01M-E.
Temperature Sensors	A maximum of 5 temperature sensors. • Intake air temperature sensor in the indoor unit • Temperature sensor in the main remote controller • Temperature sensor in the sub remote controller • Optional temperature sensor 1: PAC-SE41TS-E • Optional temperature sensor 2: PAC-SE41TS-E They can be assigned to each of the zones.
Damper Motor (Locally Supplied)	Only drive open, drive close damper motor can be connected. (Spring motor damper cannot be used). If 24 V AC motors are used ensure the transformer is adequately sized for the zone motors connected and ensure it's suitable for the installation conditions.

The products of Mitsubishi Electric Australia come with guarantees, additional to this Warranty, that cannot be excluded under the Australian Consumer Law. You are entitled to a replacement or refund for a major failure and for compensation for any other reasonably foreseeable loss or damage. You are also entitled to have the goods repaired or replaced if the goods fail to be of acceptable quality and failure does not amount to a major failure.



See website for full Terms and Conditions

MRSLIM2021_SEP11

Products in this brochure contain refrigerant R32 and R410A. Please refer to the specifications before installation and servicing of these products.
The purchaser must ensure that the person and/or companies are suitably licensed and experienced are permitted to install, service and repair the air conditioners. Suitable access for warranty and service is required. Specifications, designs and other content appearing in this brochure is current at the time of printing, and is subject to change without notice. Images are representational for illustration purposes. Printed: September 2021.

For more information contact
www.mitsubishielectric.com.au
Call 1300 722 228

Distributed and guaranteed throughout Australia by
MITSUBISHI ELECTRIC AUSTRALIA PTY. LTD.
(Incorporated in New South Wales) A.B.N. 58 001 215 792