


NEW

 **GREE**
AIR CONDITIONER

CELEBRATING
20
YEARS
IN AUSTRALIA



*Pular
Hi-wall Inverter
Air Conditioner*



Find out more at www.greeac.com.au



Fresh air for healthier living



Incorporating pure and elegant design, superior technology and efficient performance, the latest Gree Pular Air Conditioner is set to be the preferred choice for your living spaces.

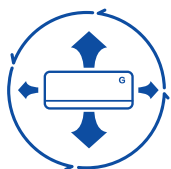
- Matte body and elegant design finish
- Integrates well with the surroundings
- Enclosed seamless double air louvers
- Smart technology built for the best house environment
- Factory fitted Wi-Fi as standard



Air Supply Distance up to 12m, Delivering Comfort to Every Corner*

Double air louvers for farther and wider air supply.

*Note: Some models have this function.



3D Airflow Around, and Comfort Everywhere in the Room

Left&right swing function available in full range of products to offer 3D airflow.



7 Fan Speeds to Suit Various Needs

Fan speed can be adjusted by a remote control. Turbo fan speed can instantly change the room temperature, enabling you to feel the coolness immediately, while quiet fan speed enables you to enjoy the comfortable temperature quietly.



I-Feel, Customising the Optimum Temperature for You Wherever

Typically air conditioners dry out a room when cooling. Excessive dehumidification may occur if it is not controlled, which not only wastes power but also affects comfort.



New Smart Generation WiFi Control

Wi-Fi available on all models of the Pular range in both Apple and Android. After installing the “Gree Smart” APP on your phone or tablet, you can remotely control the air conditioner from anywhere in the world. No additional parts or wiring as Wi-Fi comes factory fitted and available at no extra charge.


5 steps for air purification clean breathing

We all want smart features to improve our comfort levels. Air quality in your home is vitally important so the Pular range of Air Conditioner comes with a range of clean air features.

STEP 1: Initial Filtration

Integral overhead filter that blocks out air-borne impurities.

Removal and cleaning need no disassembly, maintaining cleanness at all times.



STEP 2: Deep Cleaning

Tricolor filters* can remove dust and is anti-bacterial, allowing you to breathe safely.

- ① Biological sterilization filter: Loaded with biological antibacterial active ingredients, it can precipitate bacterial protein and achieve excellent antibacterial effect;
- ② Catechin filter: Catechin, also known as “tea polyphenol”, can prevent the proliferation of bacteria, etc. so as to achieve superior antibacterial effect;
- ③ Silver ion filter: It can contact with bacteria and react with it, which damages innate constituent or causing dysfunction of the microorganism.

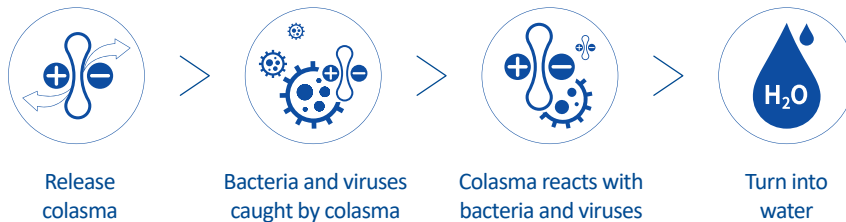


Note: Some models have this function.

STEP 3: Whole House Purification

Colasma air purification technology*, achieving the whole house purification by bacteria inhibition and deodorisation.

Principle: Colasma air purification technology with sterilization rate of 93% in one hour.



Function: Dispel bacteria attached on household items, better for beauty and health.

Purify air + kill virus + eliminate peculiar smell + inhibit static

*Note: Some models have this function.




STEP 4: Self-Cleaning

Efficient auto clean in 5 steps, healthier with pure air

Condensation → Frosting → Defrosting → Drying → Sanitisation


Gree innovative evaporator auto clean technology and the process of “condensing, frosting, defrosting, drying and 50-55°C sanitising” enable the removal of dirt, keeping odor away and allowing you to breathe freely.



STEP 5: Easy Cleaning

Air outlet fully closed, dust-Free and easy to disassemble and clean.

Air outlet can be fully closed, which effectively prevents dust entering; the clasp design of the air outlet makes it easy to disassemble and clean, for cleaner air supply.



Enjoy comfort with your family

Why have a Gree Pular Air Conditioner?

Value and comfort. The Pular range of Air Conditioner comes with Gree's I-Feel function. Through the I-Feel function, the remote control automatically detects the ambient temperature every 10 minutes and regulates the temperature of the room as set for improved comfort.





Features

							
Wifi Control	8°C Heating	3D Airflow	Lock	7 Fan Speeds	I Feel	Eco Mode	Three Sleep Modes
							
Clock Display	3DC Inverter	X-fan	Timer	Turbo Button	Self-Diagnosis	Soft Start	LED Display
							
Auto Restart	Auto Fan	Auto or Forced Indoor Quiet Mode	Fire Proof Control Box	Up to 12m Air Supply Distance	Intelligent Auto Restart	Intelligent Preheating	Nano-catalytic Air Filter
					 Standard  Optional		
Auto Mode Set Temperature Adjustable	Indoor (Mainboard) On/Off Control & Unit Fault Status Output	-15°C~50°C Wide Ambient Operation Range	Outdoor Unit Main Board 3-layers Anti-corrosion Coating Protection	Golden Fin			

Model		GWH07AGAXB-K6DNA1A/I	GWH09AGCXB-K6DNA1A/I	GWH12AGCXD-K6DNA1A/I	GWH18AGDXE-K6DNA1A/I	GWH21AGEXF-K6DNA1A/I	GWH24AGEXF-K6DNA1A/I	GWH28AGEXH-K6DNA1A/I
		GWH07AGAXB-K6DNA1A/O	GWH09AGCXB-K6DNA1A/O	GWH12AGCXD-K6DNA1A/O	GWH18AGDXE-K6DNA1A/O	GWH21AGEXF-K6DNA1A/O	GWH24AGEXF-K6DNA1A/O	GWH28AGEXH-K6DNA1A/O
Performance								
Cooling Capacity (Range)	kW	2.25 (0.35~3.05)	2.65 (0.45~3.7)	3.52 (0.55~4.4)	5.0 (1.0~6.5)	6.4 (1.6~8.6)	7.1 (1.1~8.8)	8.5 (1.6~10.25)
Heating Capacity (Range)	kW	2.70 (0.75~3.75)	3.20 (1.1~3.85)	4.0 (1.1~5.4)	6.0 (1.4~6.9)	7.4 (2.0~9.06)	8.0 (2.0~9.5)	9.0 (2.7~11.3)
Cooling Power Input	kW	0.60	0.58	0.83	1.29	1.54	1.84	2.30
Heating Power Input	kW	0.72	0.75	0.98	1.46	1.81	2.05	2.65
Cooling AEER	W/W	3.72	4.57	4.2	3.82	4.09	3.82	3.67
Heating ACOP	W/W	3.72	4.27	4.05	4.06	4.05	3.87	3.37
Heating Capacity H2	kW	2.90	3.20	4.0	5.2	6.90	6.96	7.62
Power Input Heating H2	kW	1.10	1.08	1.5	1.87	2.70	2.67	2.98
SERL Star Label Hot/Ave/Cold	Cool	3.5/3/3	5/4.5/5	5/4.5/5	4/3.5/3.5	4/3.5/3.5	4/3.5/3.5	4.5/4/4
	Heat	2.5/2/2	4/3/2.5	3.5/3/2.5	3.5/3/2	3.5/3/2	3.5/2.5/2	3.5/2.5/2
Dehumidifying Volume	L/Hr	0.6	0.8	1.4	1.8	2.5	2.4	3
Air Flow Volume (Max)	L/Sec	144	205	200	291	361	361	361
Sound Pressure (Min/Max) Ind	dB(A)	22 ~ 39	20 ~ 42	24 ~ 44	27 ~ 46	29 ~ 49	32 ~ 50	32 ~ 49
Sound Power (Min/Max) Ind	dB(A)	38 ~ 55	35 ~ 57	39 ~ 59	43 ~ 62	41 ~ 62	48 ~ 66	48 ~ 65
Sound Pressure / Power Out	dB(A)	50 / 60	50 / 61	55 / 66	58 / 68	58 / 67	61 / 68	62 / 72
Electrical								
Power Supply (Outdoor)	V/Hz/Ph	220~240/50/1						
Recommended Circuit Breaker	A	10	10	10	16	25	25	25
Nominal Current (Cool / Heat)	A	3.1 / 3.8	2.95 / 3.95	4.0 / 4.6	6.0 / 6.5	7.1 / 8.19	8.1 / 8.8	10.43 / 11.95
Control Wiring	3 Core plus Earth (4 Cores)							
Dimensions and Weights								
Dimension (W×H×D)	mm	704 x 260 x 185	825 x 293 x 196	825 x 293 x 196	982 x 311 x 221	1075 x 333 x 246	1075 x 333 x 246	1075 x 333 x 246
Net Weight	kg	7.5	9.5	9.5	13	16	16	16
Dimension (W×H×D)	mm	732 x 555 x 330	733 x 555 x 330	732 x 550 x 350	873 x 555 x 376	958 x 660 x 402	958 x 660 x 402	1000 x 746 x 427
Net Weight	kg	24	26.5	31.5	37	42.5	43.5	51.5
Installation								
Operating Temp Range Cool	°C	-10° ~ 50	-10° ~ 50	-10° ~ 50	-10° ~ 50	-10° ~ 50	-10° ~ 50	-10° ~ 50
Operating Temp Range Heat	°C	-15° ~ 24	-15° ~ 24	-15° ~ 24	-15° ~ 24	-15° ~ 24	-15° ~ 24	-15° ~ 24
Refrigerant Type	-	R32	R32	R32	R32	R32	R32	R32
Refrigerant Charge	kg	0.46	0.65	0.8	1.0	1.3	1.45	1.7
Max Pipe Length (pre-charged)	M	15 (10)	15 (10)	20 (10)	25 (10)	25 (10)	25 (10)	25 (10)
Max Height	-	10	10	10	10	10	10	10
Additional Refrigerant	g/m	16	16	16	12	16	40	40
Pipe Connection	-	1/4" ~ 3/8"	1/4" ~ 3/8"	1/4" ~ 3/8"	1/4" ~ 1/2"	1/4" ~ 1/2"	1/4" ~ 5/8"	1/4" ~ 5/8"

Note: Above parameters are for reference only. Actual parameters may vary.



For Installation and Sales:

For Parts and Warranty:

GREE
AIR CONDITIONER

www.greeac.com.au

1800 GREE 4 ME
1800 4733 4 63