

# Comfort Range

Wall Mounted Reverse Cycle



# Why choose Fujitsu?

## Australia's Favourite Air®

Fujitsu General is a leading supplier of air conditioners in Australia, with a portfolio to suit both residential and commercial applications.

We focus all of our research and manufacturing strengths into air conditioners which has resulted in our extensive range of world-class, energy efficient, market-leading air conditioners.

Fujitsu General strives to consistently provide high quality, reliable products accompanied by superior customer service. To be 'Australia's Favourite Air'® means to be the best air conditioning company to deal with in Australia, not just a leading air conditioning brand.

That's why we're proud to say we are 'Australia's Favourite Air'®.

## Peace of Mind

Fujitsu believe in the quality and reliability of every air conditioner we sell. This is why we're happy to provide a 5 year parts and labour warranty across the entire range.



## Fujitsu Channel Partner Network

Fujitsu have a comprehensive network of dealers right across Australia. This ensures that there is a local stockist in your area to assist you in purchasing a Fujitsu air conditioning system for your home.

## Voted by Australians as the 'Most Trusted Brand - air conditioning category 5 years in a row'

Fujitsu understands that our customers are investing in our brand and trusting that we will provide their family with a comfortable living environment all year round. Fujitsu is honoured to be voted Reader's Digest Most Trusted Brand in the Air Conditioning category 5 years in a row and awarded Best Rated Split System Air Conditioner by Finder.







# Why choose Fujitsu?

## Exceptional After Sales Service

At Fujitsu, we pride ourselves on providing exceptional customer service. Fujitsu General Assist is our in-house customer care and technical support department which was implemented to deliver a high level of support and accessibility to our customers.



Fujitsu General Assist deploys Fujitsu trained technicians in Sydney, Melbourne, Brisbane, Adelaide and Perth and provides access to dedicated Service Agents in all other parts of Australia. These technicians are well equipped with the necessary tools and spare parts to enable them to resolve issues onsite, promptly. This offers customers a high first time fix rate and seamless experience.



## State of the Art Research and Development

Our state of the art research and development centre, located at our headquarters in Japan, is equipped with numerous testing facilities simulating a variety of air conditioning operating conditions.

System Performance Testing includes:

- Evaluating heating and cooling capacity under varied temperature and humidity conditions
- Testing air volume and air flow distance
- Measuring operating noise
- Evaluating system's durability to withstand outdoor weather extremes

This rigorous testing aims to meet Fujitsu's high standard of product quality and reliability.



# Comfort Range



## Why choose our Comfort Range?

The Comfort Range of wall mounted air conditioning units is the latest solution for energy efficient, all-year-round climate control for the home. With an award-winning design, the Comfort Range is a reliable and trusted solution with a selection of options to suit almost any room.



## Award-winning design

The Comfort range has been awarded the internationally acclaimed Red Dot Design Award<sup>1</sup> (ASTH09), and the Good Design Award (ASTH12/14) from the Japan Institute of Design Promotion. Highly desirable recognitions of good design, the Comfort range indoor units are compact and feature a modern aesthetic, making them a subtle solution for indoor comfort in a wide variety of interiors.

<sup>1</sup><https://www.red-dot.org/project/fujitsu-kp-series-38817>

## Energy saving

Fujitsu air conditioners display the Zoned Energy Rating Label (ZERL). The star ratings reflect how the air conditioner will perform over three distinct climate zones across Australia (HOT, AVERAGE and COLD) and allows an annual electricity figure to be calculated. The Comfort range has an average energy performance of up to 5 stars in a HOT climate in cooling mode.

	ENERGY RATING	
5.0★	HOT climate	3.5★
4.5★	AVERAGE climate	3.0★
4.5★	COLD climate	2.5★

ASTH09KNCA model

## 50° celsius operation

The Comfort range has an increased cooling operation range up to 50°C ambient temperature and improved heating capacity in low outdoor temperatures.



## R32 refrigerant

Refrigerants play a vital role in how an air conditioner works. Compared to the commonly used R410A refrigerant, R32 has a 67 per cent\* lower 'Global Warming Potential Factor' whilst still maintaining air conditioner performance.

\*<https://www.ipcc.ch/assessment-report/ar4/>

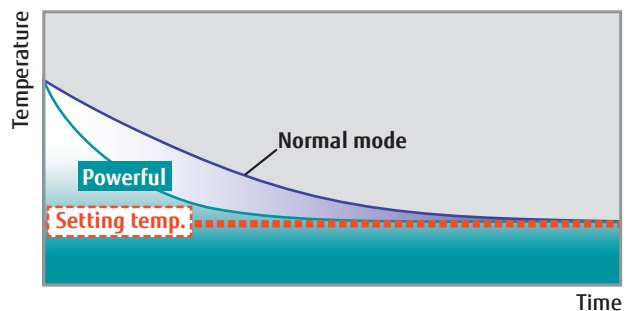


## DRED standard equipment

A Demand Response Enabled Device (DRED) terminal is standard on all Comfort range outdoor units. This enables an energy provider to easily manage power consumption during peak usage periods to minimise impact on the network.

## Powerful operation

When powerful mode is activated, the air conditioner will operate at maximum airflow and maximum compressor speed for 20 minutes to assist in cooling or heating the room quicker and achieving the optimum comfort levels faster than when running in standard operation.

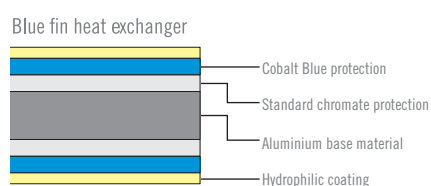


## Simple comfort control

Simple comfort control can be enabled via the easy-to-use wireless remote controller. Super-quiet mode means fans operate at low speed and produce less noise. Powerful operation mode allows the system to reach the temperature setting quickly, and precise temperature control enables the set temperature to be adjusted in 0.5°C increments.

## Blue fin heat exchanger

The corrosion resistance of the outdoor heat exchanger has been improved by the introduction of blue fin treatment.



# Comfort Range



## REVERSE CYCLE

- 6 models from 2.5kW to 7.1kW cooling capacity
- Compact and modern aesthetic
- Award-winning design<sup>^</sup>
- R32 refrigerant
- Cooling operation range up to 50°C ambient temperature



<sup>^</sup><https://www.red-dot.org/project/fujitsu-kp-series-38817>

## INDOOR UNITS



ASTH09KNCA

2.5kW cooling | 3.2kW heating



ASTH12/14KNCA

ASTH12KNCA  
3.4kW cooling | 4kW heating

ASTH14KNCA  
4.2kW cooling | 4.7kW heating



ASTH18/22KNCA

ASTH18KNCA  
5kW cooling | 5.2kW heating

ASTH22KNCA  
6kW cooling | 6.5kW heating



ASTH24KNCA

7.1kW cooling | 8kW heating

## STANDARD CONTROLLER



Standard Controller  
AR-RPD2E/  
AR-RPD3E





Peace of mind



Trusted brand

## OUTDOOR UNITS



AOTH09/12KNCA



AOTH14KNCA



AOTH18KNTA




AOTH22/24KNTA

## AVAILABLE OPTIONAL CONTROLLERS\*



anywAiR<sup>®</sup>  
in-built  
Wi-Fi adaptor  
UTY-FGAN1



LCD  
Touch Panel  
Controller\*  
UTY-RNRYT5



LCD Simple  
Controller  
with Operation  
mode\*  
UTY-RSRYT



LCD Simple  
Controller  
without Operation  
mode\*  
UTY-RHRYT

\*Requires Communication Kit.

# Features

## Comfort Functions



**Up/Down Swing Louvre**  
The up/down louvre automatically swings up and down.



**Auto Shut Louvre**  
The auto shut louvres close or open automatically when the unit stops or starts.



**Automatic Louvre**  
The position of the louvres is set automatically to match the operating mode. It is also possible to adjust the louvres using the remote control.



**0.5°C Increments**  
The remote control now allows you to set temperature in 0.5°C increments, giving you a better control on your comfort.



**Auto Restart**  
Should there be a temporary loss of power, the unit will automatically restart itself in the same operating mode, once the power is restored.



**Auto Changeover**  
The unit automatically switches between operating modes based on the temperature setting and room temperature.



**Powerful Mode**  
Powerful mode will operate the indoor unit fan and outdoor unit compressor at maximum operation to quickly make the room conditioned and comfortable.

## Convenience Functions



**Sleep Timer**  
The micro-processor gradually changes the room temperature, allowing you to sleep comfortably at night.



**Program Timer**  
This timer allows selection of one of four options. ON, OFF, ON --> OFF, or OFF --> ON.



**Filter Sign**  
Select appropriate intervals for displaying the filter sign on the indoor unit according to the estimated amount of dust in the air of the room.



**On-Off Timer**  
ON-OFF timer can be set to operate once every 24 hours.



**Super Quiet Mode**  
The indoor units fan can operate at a low speed to produce quieter operation.

## Energy Efficient Functions



### Economy Mode

Limits the maximum operation current, and performs operation with the power consumption suppressed.



### i-PAM

i-PAM inverter technology enables high output and high efficiency performance.



### V-PAM

v-PAM inverter technology increases the maximum output of the compressor significantly and enables high power and high efficiency.



### All DC

With All DC, electricity loss is decreased and power consumption reduced.

## Clean Function



### Washable Panel

Dust that accumulates on the air conditioner can be easily cleaned with a damp cloth.

## Protection Feature



### Blue Fin Heat Exchanger

Corrosion-resistance of the heat exchanger in coastal areas has been improved by blue fin treatment of the outdoor unit heat exchanger.

## Specifications and features

Products in this brochure contain R32 refrigerant. Please refer to specifications before installation and servicing this product. Only persons and / or companies qualified and experienced in the installation, service and repair of refrigerant products should be permitted to do so. The purchaser must ensure that the person and / or company who is to install, service or repair this air conditioner has qualifications and experience in refrigerant products. Suitable access for warranty and service is required. Future improvements, specifications, designs of product and availability are subject to change without notice. Please check with your Dealer.

All Capacity and Energy Efficiency ratings are based on THE 2019 GEMs <65kW DETERMINATION

Cooling	Indoor temperature	27°C DB / 19°C WB	Heating	Indoor temperature	20°C DB / 15°C WB
	Outdoor temperature	35°C DB / 24°C WB		Outdoor temperature	7°C DB / 6°C WB

Running current is at rated conditions (AS3823) and does not include compressor start-up or variations in power supply and load conditions.



# Product Specifications

## KNCA models

Model No.	Indoor Unit		ASTH09KNCA	ASTH12KNCA	ASTH14KNCA	
	Outdoor Unit		AOTH09KNCA	AOTH12KNCA	AOTH14KNCA	
Power Source		V / Ph / Hz	220-240 / 1 / 50			
Capacity	Cooling		2.5	3.4	4.2	
	Heating		3.2	4	4.7	
Input Power	Cooling/Heating		0.59	0.96	1.23	
EER	Cooling		4.24	3.54	3.41	
COP	Heating					4.16
Star Rating	Cooling: Hot/Average/Cold		5 / 4.5 / 4.5	4 / 3.5 / 4	4 / 3.5 / 4	
	Heating: Hot/Average/Cold		3.5 / 3 / 2.5	3 / 2.5 / 2	3.5 / 3 / 2	
Max. Operating Current		A	9	9	9	
Recommended Breaker Size		A	15	15	15	
Sound Pressure Level	Indoor (Cooling)	Quiet/High	dBA	22 / 46	20 / 40	20 / 43
	Indoor (Heating)	Quiet/High		27 / 46	22 / 42	24 / 44
	Outdoor (Cooling/Heating)	High		49 / 51	50 / 50	50 / 50
Sound Power Level	Outdoor	High	62	65	65	
Airflow Rate	Indoor (Cooling)	Quiet/High	m3/h	240 / 630	270 / 700	280 / 770
	Indoor (Heating)	Quiet/High		260 / 630	330 / 780	340 / 820
Dimensions H x W x D	Indoor		270 x 784 x 224	270 x 834 x 215		
	Outdoor		541 x 663 x 290		542 x 799 x 290	
Net Weight	Indoor		8	9.5	10	
	Outdoor		25	25	31	
Connection Pipe Diameter (Liquid/Gas)		mm	Ø6.35 / Ø9.52			
Drain Hose Diameter (I.D./O.D.)			Ø13.0 / Ø15.0 to Ø16.8			
Max Pipe Length (Pre-Charge)		m	20 (15)	20 (15)	20 (15)	
Max Height Difference			15	15	15	
Operation Range	Outdoor	Cooling	-10 to 50	-10 to 50	-10 to 50	
		Heating	-15 to 24	-15 to 24	-15 to 24	
Refrigerant	Type (Global Warming Potential)		R32	R32	R32	
	Charge		kg	590	700	850

# Product Specifications

## KNTA models

Model No.	Indoor Unit		ASTH18KNTA	ASTH22KNTA	ASTH24KNTA	
	Outdoor Unit		AOTH18KNTA	AOTH22KNTA	AOTH24KNTA	
Power Source	V / Ph / Hz		220-240 / 1 / 50			
Capacity	Cooling	kW	5	6	7.1	
	Heating		5.2	6.5	8	
Input Power	Cooling/Heating		kW	1.44	1.78	2.2
EER	Cooling	kW/kW	3.47	3.37	3.23	
COP	Heating		3.91	3.51	3.85	
Star Rating	Cooling: Hot/Average/Cold		3.5 / 3.5 / 3.5	3.5 / 3.5 / 3.5	3.5 / 3 / 3.5	
	Heating: Hot/Average/Cold		3 / 2.5 / 2	3 / 2 / 1.5	3.5 / 2.5 / 2	
Max. Operating Current	A		13	13.5	17	
Recommended Breaker Size	A		16	16	20	
Sound Pressure Level	Indoor (Cooling)	Quiet/High	dBA	27 / 49	31 / 48	31 / 50
	Indoor (Heating)	Quiet/High		29 / 46	31 / 48	31 / 48
	Outdoor (Cooling/Heating)	High		49 / 49	54 / 53	55 / 56
Sound Power Level	Outdoor	High	61	68	67	
Airflow Rate	Indoor (Cooling)	Quiet/High	m <sup>3</sup> /h	360 / 810	420 / 880	530 / 1210
	Indoor (Heating)	Quiet/High		390 / 810	420 / 880	530 / 1120
Dimensions H x W x D	Indoor		mm	270 × 834 × 232		280 × 980 × 240
	Outdoor			542 × 799 × 290	632 × 799 × 290	
Net Weight	Indoor		kg	11	11	12.5
	Outdoor			33	36	39
Connection Pipe Diameter (Liquid/Gas)	mm		Ø6.35 / Ø12.70			
Drain Hose Diameter (I.D./O.D.)	mm		Ø13.0 / Ø15.8 to Ø16.7			
Max Pipe Length (Pre-Charge)	m		25 (15)	25 (15)	30 (15)	
Max Height Difference	m		20	20	25	
Operation Range	Outdoor	Cooling	°CDB	-10 to 50	-10 to 50	-10 to 50
		Heating		-15 to 24	-15 to 24	-15 to 24
Refrigerant	Type (Global Warming Potential)		R32	R32	R32	
	Charge		kg	890	960	1200

# Fujitsu - Community

## Sporting Chance

Fujitsu General Australia is extremely proud to be a major sponsor of the Sporting Chance Cancer Foundation.

Established in 1996 by a number of high profile Australian sports men and women, including Fujitsu General's longstanding ambassador Mark Taylor, Sporting Chance is a not-for-profit organisation that helps provide home support and care to children with cancer.

To date, Fujitsu General has donated more than \$10M to this worthy cause, with a percentage of sales from Fujitsu's air conditioning units going towards the funding of outreach programs and exploring better ways to treat and overcome cancer.

This support has enabled the Sporting Chance Cancer Foundation to fund nurses across Australia allowing children to receive improved cancer care closer to home. This funding also allows for remote treatment and care for families, and considerably reduces the time spent travelling to and from the nearest hospital, which could be thousands of kilometres from home.

Sporting Chance initiatives allow families to spend more quality time at home together, while still having access to the appropriate care for their child.

Fujitsu General is dedicated to the ongoing support of the Sporting Chance Cancer Foundation and its commitment to improving the cancer care available for children, as well as research and new treatment developments.

Proud supporters of:



For every air conditioner sold,  
a donation is made to the  
Sporting Chance Cancer Foundation.





AUSTRALIA'S FAVOURITE AIR®

| FUJITSU

FUJITSU GENERAL AUSTRALIA  
A SUBSIDIARY OF FUJITSU GENERAL LIMITED

**fujitsugeneral.com.au**  
**1300 882 201**  
**contact@fujitsugeneral.com.au**

Fujitsu General accepts no liability for incorrect data.  
Please ensure you have confirmed installation  
requirements and pipe sizes prior to install.

FGAKNCA11/22

# AIRSTAGE