


SAMSUNG



GEO+

Air conditioning with
purification for your home



Image for illustrative purposes only.



Advanced cooling



Image for illustrative purposes only.

More than a trusted air conditioning solution

Home is a place full of special moments and wonderful memories where we live and grow in our unique ways. At Samsung, we imagine innovative ways to improve how your home functions – to help give you more quality time to enjoy life. Samsung air conditioners have been designed with the same passion for innovation and quality that has helped make Samsung one of the world's top electronics producers and one of the Interbrand 2021 Best Global Brands.¹

¹Source: Interbrand Best Global Brands 2021 rankings.

Samsung air conditioning systems are held in high esteem around the world and have been selected for a multitude of developments including apartments, housing, shopping centres, airports, stadiums and hotels. Samsung continues to invest heavily in R&D, performance testing and quality control to deliver quality air conditioning systems to market.



Control your climate with intelligent Samsung technology

The Samsung Geo+ split air conditioning system is designed to offer intelligent airflow control. It helps you maintain your comfort level, providing efficiency and reliability to deliver amazing performances.

Tri-Care Purification

Each Geo+ air conditioning unit includes 2 tri-care filters to extract fine dust and eliminates certain bacteria and allergens².

²Tested by Korea test lab for anti bacteria & virus, Japan test lab for anti allergy. Data has been measured under specific testing conditions and may vary depending on environmental factors and individual use.

Reliable performance

Reliability often is a key factor when choosing an air conditioning system. Samsung air conditioners offer robust design and reliability to help ensure consistent performance.

Why choose Samsung for your air conditioning needs?





Image for illustrative purposes only.

1. Purifies the air to help ensure a hygienic home

Tri-Care Filters accredited by Sensitive Choice⁷

Support air hygiene and help to maintain the performance of the Heat Exchanger with a Tri-Care Filter. Its three layers include a high-density filter that is designed to help extract large dust particles, fibres and even animal hairs. It also has a Zeolite Coating Filter that is designed to help capture fine dust, and reduce certain potentially dangerous viruses, bacteria and allergens.¹

⁷Sensitive Choice approved for its anti-microbial and anti-bacterial features only. ⁶Tested by Korea test lab for anti-bacteria & virus, Japan test lab for anti-allergy. Data has been measured under specific testing conditions and may vary depending on environmental factors and individual use.

Easy Filter Plus

The Easy Plus can be easily removed for cleaning. It's dense mesh has an anti-bacterial coating that's designed to capture dust to help protect you against airborne contaminants.⁸

⁸Tested in Korea Test Lab (FITI). Data was measured under specific testing conditions and may vary depending on environmental factors and individual use.



Auto Clean (3 Steps)

Keep the inside your air conditioner hygienic with minimal involvement. After it has been working, the Auto Clean function automatically dries the Heat Exchanger using a 3-step process. It removes moisture by blowing air for between 10 to 30 minutes. So it prevents the build-up of bacteria and odours.

*Image simulated for illustrative purposes only.

2. One solution, all year round



Designed to cool faster, wider and further on the hot summer days

Cool rooms quickly from across the space, so you're always comfortable. Digital Inverter Boost technology cools the air 43% faster¹⁰. Its advanced design also has a 15% larger fan, 18% wider inlet and a 31% wider blade. So cool air is dispersed farther and wider², reaching up to 15 meters cover larger room sizes.

¹⁰Tested on the AR12TXCAAWKEU model compared with the Samsung conventional model AQ12EASER. ²Tested on the AR24TXCAWKNEU model.

In the wet, humid days stay cool and dry with Dehumidification mode

Perfect for those hot, humid times when everything is sticky and unbearable, simply put the air conditioning unit in Dehumidification mode to help reduce moisture in the air and circulate dry air throughout the room.

Warm air to every corner of your room with fast heating

The outdoor unit is equipped with a base heater that prevents it from becoming frozen, and has additional drain hole to improve the drainage of any melted water so even at -25°C it continues working well in heating mode without freezing.


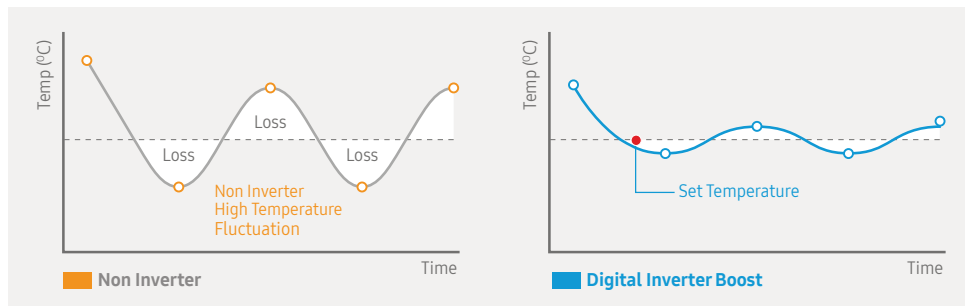


3. Made for Australia's harsh conditions

Digital Inverter Boost

Cool the room quickly from corner to corner, so you're always comfortable. Digital Inverter Boost technology reduces energy consumption by up to 75%.¹¹ Its twin-tube muffler creates minimal noise and vibration. Best of all, it's tested to withstand scorching temperatures up to 46°C.

¹¹ Tested on the AR09TXCAAWKNEU model compared with the Samsung conventional model AQ09TSLXEA.



Digital Inverter Boost technology

DuraFin™ Plus

DuraFin™ Plus protects the unit from ocean air so you can stay comfortably cool for longer. The outdoor unit heat exchanger is made of corrosion-resistant material, tested using the Salt Spray Test (SST) for 480 hours.¹²

¹² Tested on AR12TXFCAWKNEU (International Samsung model). Illustration indicative only. Actual effect will vary.



DuraFin™ plus

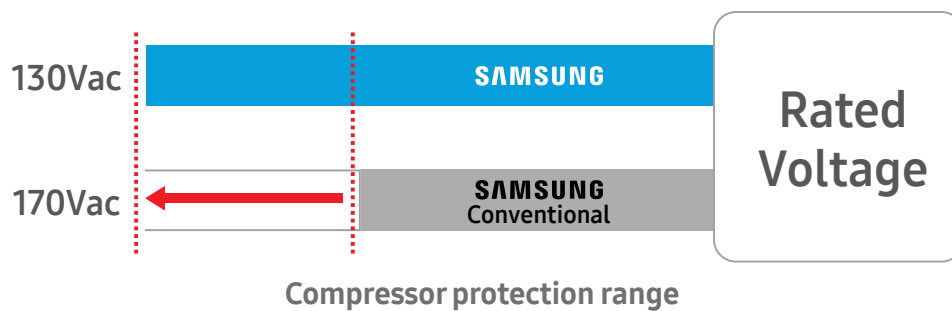
Illustration indicative only. Actual effect will vary.

Durability – Triple Protector Plus

Designed to deliver a long-lasting performance with advanced durability and protection from power surges, without a voltage stabiliser.¹³

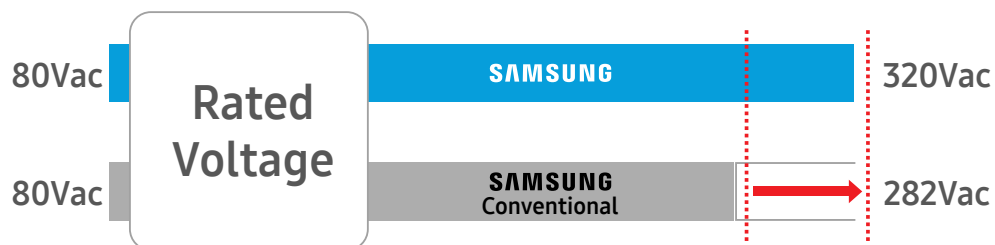
1. Compressor protector

Samsung's advanced compressor is designed to protect itself from unstable electrical conditions up to 130Vac, compared to a conventional 170Vac.¹³



2. Controller protector

Samsung's advanced controller is designed to adjust itself to avoid breakdowns from voltage surge. This special technology withstands power fluctuations from 80Vac to 320Vac.¹³



3. Fin protection

The outdoor unit is designed with multi-channel fins that use corrosion-resistant material to minimise rusting, and is designed to operate in harsh environments.¹³



Uncoated



Samsung
Anti-corrosion fin

Image simulated for illustrative purposes. Actual results may vary.

¹³ Normal Working Range: 187Vac ~ 265Vac. The voltage value may differ as the voltage ripple value is different depending on the load. Tested on the AR12TXEAAWKNEU model compared with the Samsung conventional model AS18FCMID.

4. Designed for streamlined installation

Ideal for easy installation and maintenance in hot Australian conditions, this compact outdoor unit has a modular design for easy transportation and fast mounting.

The Indoor head unit can be removed from the bracket with no special tool required. It has only 3 modular parts and reduced screw points for ease of handling. Also, the outdoor unit is 27% smaller and 18% lighter.¹²

¹²AR12TXFCWKNEU model with AR12NXWCWKNEU. International Samsung model.



Ready to support

5 Year Warranty

Enjoy peace of mind knowing we have you covered with Samsung's 5 year parts and labour warranty¹³ for residential application, in regards to products featured in this brochure. Refer to the warranty card included with your product for full details.

¹³This is in addition to the rights of consumers under consumer guarantees pursuant to the Australian Consumer Law.

National Samsung service network

Our extensive national repairer network and dedicated Service Centres are on hand to support your product. And with extensive spare parts in Australia to help ensure we get your air conditioning back up and running fast.

Product Support Line

If you have any concerns about your product simply call **1300 362 603** and our friendly staff will assist with your enquiry and book a service call if required.

Specifications

Cooling capacity		2.50kW	3.50kW	5.00kW	6.8kW	8.00kW
Room size guide		Small: Up to 21m ²	Medium: 21 ~ 36m ²	Large: 36 ~ 51m ²	Very large: 51 ~ 60m ²	Open living: >60m ²
Indoor model code		AR09BXGYCWKNSA	AR12BXGYCWKNSA	AR18BXGYCWKNSA	AR24BXGYCWKNSA	AR30BXGYCWKNSA
Outdoor model code		AR09BXGYCWKXSA	AR12BXGYCWKXSA	AR18BXGYCWKXSA	AR24BXGYCWKXSA	AR30BXGYCWKXSA
Capacity	Heating capacity	3.20kW	4.00kW	6.00kW	8.0kW	9.00kW
	Capacity (cooling, min - max)	0.96 ~ 3.35kW	0.99 ~ 4.0kW	1.6 ~ 6.7kW	1.4 ~ 7.6kW	2.5 ~ 9.3kW
	Capacity (heating, min - max)	0.72 ~ 5.0kW	0.74 ~ 5.5kW	1.3 ~ 8.0kW	1.2 ~ 9.4kW	2.4 ~ 13.0kW
Air purification	Tri-Care filter	Yes	Yes	Yes	Yes	Yes
	Easy Filter Plus (anti-bacteria)	Yes	Yes	Yes	Yes	Yes
	Freeze Wash	Yes	Yes	Yes	Yes	Yes
	Auto Clean (self cleaning)	Yes	Yes	Yes	Yes	Yes
Convenience	Built-in Wi-Fi (SmartThings)	Yes	Yes	Yes	Yes	Yes
	AI Auto Cooling	Yes	Yes	Yes	Yes	Yes
	Fast Cool	Yes	Yes	Yes	Yes	Yes
	Good Sleep	Yes	Yes	Yes	Yes	Yes
	Dehumidification	Yes	Yes	Yes	Yes	Yes
Refrigerant	Type	R32	R32	R32	R32	R32
	Weight (kg)	0.95	0.95	1.15	1.15	2.0
Installation	Max. length (outdoor to indoor)	15	15	30	30	30
	Chargeless length (outdoor to indoor)	15	15	15	15	15
	Max. height (between ID/OD)	8	8	15	15	15
Energy efficiency	EER (cooling)	4.39W/W	3.80W/W	3.60W/W	3.30W/W	3.27W/W
	COP (heating)	4.32W/W	3.81W/W	3.53W/W	3.27W/W	3.27W/W
	Star rating (cooling - hot/average/cold)	5.0 / 4.5 / 4.5	4.5 / 4.0 / 4.5	3.5 / 3.5 / 3.5	3.0 / 3.0 / 3.0	3.0 / 3.0 / 3.0
	Star rating (cooling - hot/average/cold)	3.5 / 3.0 / 2.5	3.0 / 2.5 / 2.0	3.0 / 2.0 / 1.5	3.0 / 2.0 / 1.5	3.0 / 2.0 / 1.5
Electrical data	Power source(Φ/V/Hz)	1 / 220~240 / 50	1 / 220~240 / 50	1 / 220~240 / 50	1 / 220~240 / 50	1 / 220~240 / 50
Indoor unit	Shipping dimension (WxHxD)	950 x 290 x 375mm	950 x 290 x 375mm	1115 x 290 x 375mm	1115 x 290 x 375mm	1115 x 290 x 375mm
	Net dimension (WxHxD)	889 x 299 x 215mm	889 x 299 x 215mm	1055 x 299 x 215mm	1055 x 299 x 215mm	1055 x 299 x 215mm
	Shipping weight	11.3kg	11.3kg	13.2kg	13.2kg	14.0kg
	Net weight (kg)	9.8kg	9.8kg	11.5kg	11.6kg	12.4kg
	Noise level (high/low)	38 / 17dBA	40 / 17dBA	41 / 25dBA	45 / 26dBA	47 / 30dBA
Outdoor unit	Shipping dimension (WxHxD)	913 x 622 x 371mm	913 x 622 x 371mm	1023 x 724 x 413mm	1023 x 724 x 413mm	995 x 1096 x 426mm
	Net dimension (WxHxD)	790 x 548 x 285mm	790 x 548 x 285mm	880 x 638 x 310mm	880 x 638 x 310mm	940 x 998 x 330mm
	Shipping weight	31.9kg	31.9kg	43.0kg	46.2kg	72.0kg
	Net weight (kg)	29.8kg	29.8kg	39.5kg	43.2kg	67.8kg
	Noise level (high/low)	45dBA	46dBA	51dBA	54dBA	57dBA
Technical information	Piping length (max)	15m	15m	30m	30m	30m
	Piping height (max)	8m	8m	15m	15m	15m
	Connection size (liquid)	6.35	6.35	6.35	6.35	6.35
	Connection size (gas)	9.52	9.52	12.7	15.88	15.88
Operating range	Low ambient (cooling)	-10 ~ 46°C	-10 ~ 46°C	-10 ~ 46°C	-10 ~ 46°C	-10 ~ 46°C
	Low ambient (heating)	-15 ~ 24°C	-15 ~ 24°C	-15 ~ 24°C	-15 ~ 24°C	-15 ~ 24°C

1. Specification may be subject to change without prior notice. 2. Performance is based on the following test conditions: Cooling: Indoor temperature 27°C DB, 19°C WB, Outdoor temperature 35°C DB, 24°C WB. Heating: Indoor temperature 20°C DB, 15°C WB, Outdoor temperature 7°C DB, 6°C WB. Equivalent refrigerant pipe length 5m, Level differences 0m. 3. Select wire size based on maximum current amps and in accordance with local electrical regulation standards. 4. Sound pressure level is obtained in an anechoic room. The sound pressure level is a relative value, depending on the distance and acoustic environment. Sound pressure levels may differ depending on operation conditions.

This information should be used as a guide only. There are many variables that will affect the requirements of your air conditioning, such as orientation, usage, dimensions, construction materials, insulation, equipment, heat loads, etc. For cooling, if your room is a warm room with a lot of sun exposure during summer, then it is recommended that you use the smaller room size as your guide.




Image for illustrative purposes only.

SAMSUNG

Customer Support

For any product or service related queries for Airise Air conditioners please call
Samsung Customer Support on 1300 362 603 / 8am – 8pm, 7 days