

HITACHI

airCore 700

Whole-Home Air Conditioning
Ducted single split systems





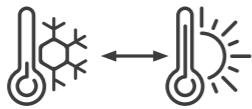









6 YEAR
WARRANTY

Cooling & Heating



The **airCore 700** stands as Hitachi's flagship residential ducted split system range. It delivers outstanding cooling and heating performance, showcasing a wide capacity range and efficient operation in diverse ambient temperatures, while guaranteeing uncompromised comfort.

Utilising **R32** refrigerant, **airCore 700** units have a lower global warming potential compared to R410A refrigerant products.

 INDOOR UNIT FROSTWASH	 WI-FI CONTROL OPTION*	 WIDE AMBIENT OPERATING RANGE -15°C IN WINTER +52°C IN SUMMER
 PREMIUM ZONE CONTROL OPTION	 BACKLIT COLOURED CONTROLLER	 7-DAY OPERATION SCHEDULING
 ENERGY USAGE MONITORING	 NIGHT QUIET OPERATION	 POWER SAVING SETTING
 RANGE TO SUIT MOST HOMES	 DRED 1, 2 & 3 COMPATIBLE	 R32 REFRIGERANT

*Wi-Fi Control Option coming soon



Contents

Product Lineup

Performance & Maintenance

- 05 | Extreme Temperature Operation
- 06 | FrostWash™ Self-Cleaning Technology

Controllers & Apps

- 07 | Advance Controls
- 09 | Wi-Fi Controls

Premium Zoning Systems

- 11 | Premium Zoning Ducted Systems

Specifications

- 13 | Features & Options
- 15 | Standard Home (Mid-Static Pressure) Ducted Specification
- 17 | Large Home (High-Static Pressure) Ducted Specification



Peace of Mind with a 6 Year Warranty

The **airCore 700** ducted split range comes with a comprehensive **6 Year Warranty** on parts and labour, so you can be assured of the reliability and quality of your **airCore 700** system.

airCore 700 Ducted Systems



Product Lineup

Nominal Cooling/Heating Capacity

Cooling Capacity Range (Min-Max)
Heating Capacity Range (Min-Max)

5.0/6.0 kW

1.5~6.0 kW
1.5~7.5 kW

6.0/7.5 kW

1.5~7.5 kW
1.5~9.0 kW

7.2/8.6 kW

2.5~8.6 kW
3.5~10.4 kW

10.0/11.5* kW

3.2~12.0 kW
3.5~14.0 kW

12.5/14.0 kW

4.0~14.2 kW
4.0~16.2 kW

14.0/16.0* kW

5.0~16.0 kW
5.5~18.0 kW

16.0/18.0 kW

6.0~18.0 kW
6.5~20.0 kW

Indoor Unit

Ducted

Mid-Static Pressure
(Standard Homes)



PPIM-2.0UFA1NQ



PPIM-2.5 UFA1NQ



PPIM-3.0UFA1NQ



PPIM-4.0UFA1NQ



PPIM-5.0UFA1NQ



PPIM-6.0UFA1NQ

High-Static Pressure
(Large Homes)



PPIH-3.0UFA1NQ



PPIH-4.0UFA1NQ



PPIH-5.0UFA1NQ



PPIH-6.0UFA1NQ



PPIH-6.5UFA1NQ

Outdoor Unit

PAS-**UFASNQ1 (Single Phase)
PAS-**UFASMQ1 (Three Phase)



PAS-2.0UFASNQ1



PAS-2.5UFASNQ1



PAS-3.0UFASNQ1



PAS-4.0UFASNQ1
PAS-4.0UFASMQ1



PAS-5.0UFASNQ1
PAS-5.0UFASMQ1



PAS-6.0UFASNQ1
PAS-6.0UFASMQ1



PAS-6.5UFASNQ1
PAS-6.5UFASMQ1

Controllers



PC-ARFG2-Z Controller all indoor units



GA-WFG Wi-Fi module optional
all indoor units



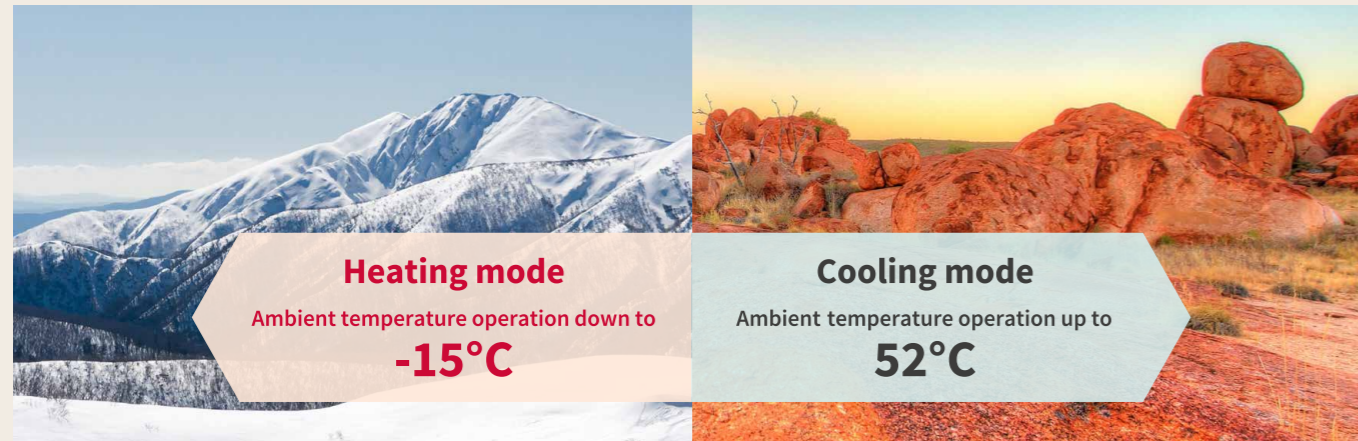
With Premium Zone Kit: GC-ZKT Zone Thermostat + PC-ARFG2-Z
Zone Controller available on all ducted units (See Page 11)

* PPIH-4.0UFA1NQ 12.5 kW Heating. PPIH-6.0UFA1NQ 16.5 kW Heating.

Extreme Temperature Operation

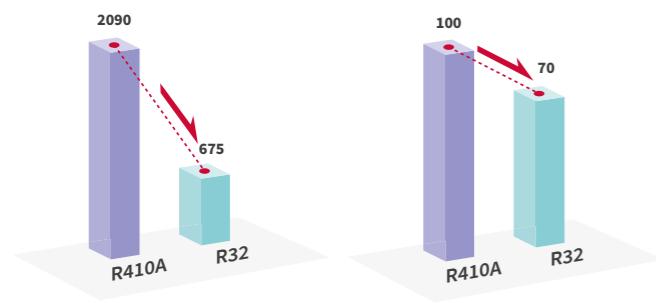
Wide Operation Range

Designed for the harshest conditions, Hitachi **airCore 700** units are designed to operate in ambient temperatures from -15°C to 52°C to ensure you're always comfortable, whatever the weather.



R32 Low GWP Refrigerant

Reducing environmental impact, **airCore 700** systems use R32 refrigerant which has a lower global warming potential (GWP) than traditional R410A refrigerant.




	Global Warming Potential	Charge Ratio %
R32	675	70
R410A	2,090	100

Energy Efficient Precise Comfort

To achieve superior efficiency of pre-heating in low ambient conditions and reducing startup time, Hitachi's new R32 DC inverter compressors incorporate Hitachi's exclusive compressor control technology with advanced multi-pulse control.

For improved unit efficiency, **airCore 700** heat exchangers incorporate a new fin shape design and an improved refrigerant path



For more accurate temperature control, **airCore 700** units feature high precision electronic expansion valves.

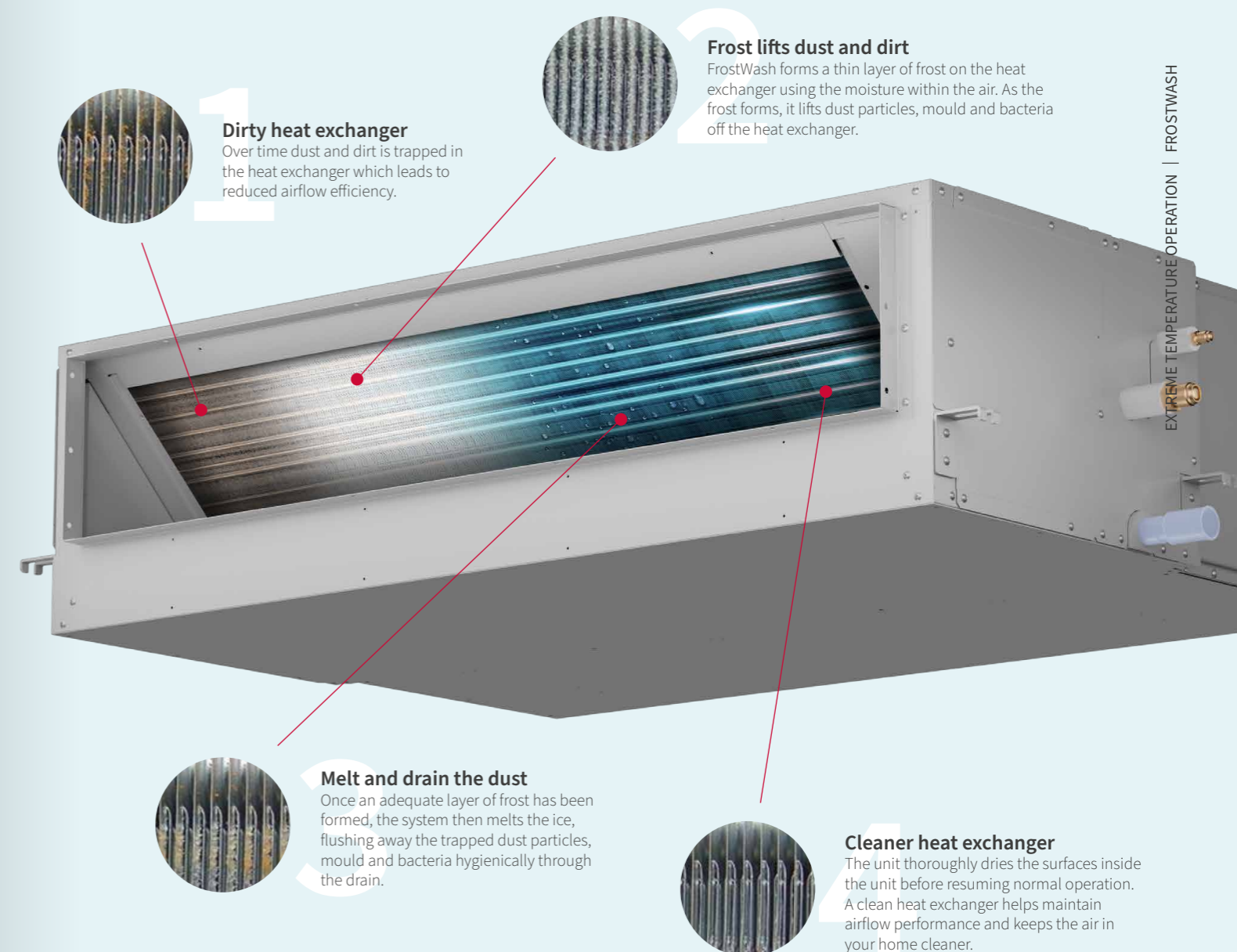
FrostWash™ Self-Cleaning Technology



airCore 700 Ducted Indoor Units

All indoor ducted units are equipped with FrostWash. FrostWash freezes the dirt and dust trapped in the indoor unit heat exchanger, which is drained away with the condensate when it defrosts – effectively cleaning the heat exchanger and helping to safeguard long-term performance by maintaining good airflow.

FrostWash can be activated manually or automatically at scheduled intervals.



Dirty heat exchanger
Over time dust and dirt is trapped in the heat exchanger which leads to reduced airflow efficiency.



Frost lifts dust and dirt
FrostWash forms a thin layer of frost on the heat exchanger using the moisture within the air. As the frost forms, it lifts dust particles, mould and bacteria off the heat exchanger.



Melt and drain the dust
Once an adequate layer of frost has been formed, the system then melts the ice, flushing away the trapped dust particles, mould and bacteria hygienically through the drain.



Cleaner heat exchanger
The unit thoroughly dries the surfaces inside the unit before resuming normal operation. A clean heat exchanger helps maintain airflow performance and keeps the air in your home cleaner.

Advanced Control



Award winning...

- Colour screen
- 0.5°C temperature setting
- Visual interface
- Simple navigation
- Feature rich



reddot winner 2021



airPoint Room 700

MODEL PC-ARFG2-Z

Functions

Function Menu	Simple Timer
	Operation Schedule
	Power Saving Setting
	Night Quiet Operation
	Power Saving/Night Quiet Schedule
	Power Consumption Display
	AutoBoost *
	Motion Sensor Setting **
	Setback Setting
	Filter Clean Reminder
Screen Display Setting	Adjust Date/Time
	Run Indicator Brightness
	Display Adjustment
	Temperature
	Keypad Touch Sound
	Language Setting Chinese (Simplified/Traditional), Japanese, English (°C/°F), French, Portuguese, Spanish (English only with Premium Zoning System)
	Zone Selection
Premium Zone Kit Function	Zone Operation Setting
	Zone Set Temperature Setting
	Zone Schedule

Display Adjustment

Function	Action
Backlight Brightness	Adjust the brightness of the backlight
Backlight Dim Time	Dim Backlight after inactivity
Backlight Off Time	Turn Backlight off after inactivity
Screen Theme	Set screen theme as light or dark

*Not available with premium zoning system

**Motion sensor setting requires optional motion sensors installed

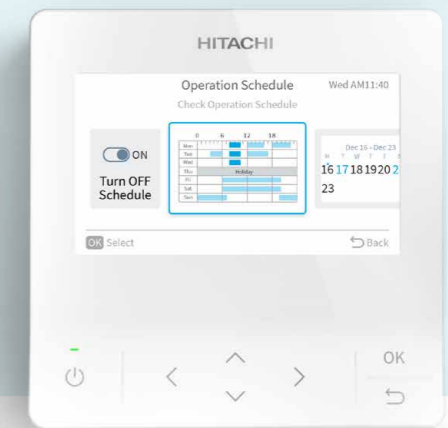
Power Consumption Display

Power consumption displays the power consumption of the outdoor unit compressor. The value of each displayed in Graph/List format is 1 day (every 2 hrs.), 1 week (7 days), and 1 year (12 months).



Operation Schedule Setting

Operation schedule function is a 7-day timer used to automatically start or stop the unit operation at the set time. The temperature can also be set. Up to 5 schedules can be set for each day of the week including scheduling for a holiday, six days in advance.



Power Savings Setting

Power Savings setting helps reduce energy consumption with low, medium or high settings available.

Night Quiet Operation

Night Quiet Operation significantly reduces the noise levels of the outdoor unit and offers the feature to schedule Night Quiet Operation for indoor units.


Power Saving/Night Quiet Schedule

Power Saving/Night Quiet Schedule setting starts and stops power savings control and operation noise reduction control at the desired time. Up to 5 Power saving/night quiet schedules can be set for each day of the week.

AutoBoost Setting*

AutoBoost function provides powerful cooling and heating for 30 minutes once the operation starts to rapidly cool or heat your home.

*Not available with premium zoning system

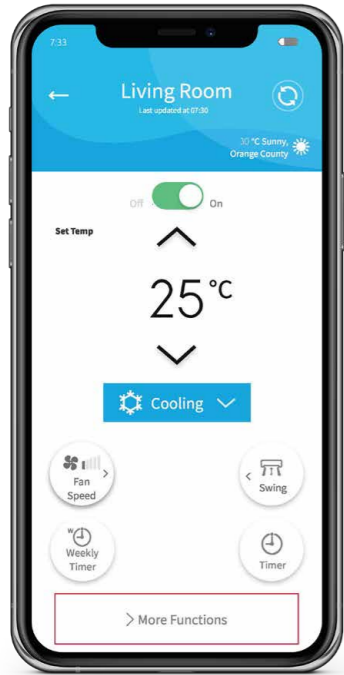


Setback Setting

Setback setting is designed to maintain a minimum level of comfort in a room when it is not occupied reducing unnecessary power usage.

Wi-Fi Control

COMING SOON







airCloud Go

Smarter Air From Anywhere

Connect your Hitachi AC to **airCloud Go** via Wi-Fi and remotely control individual indoor units or premium zoning systems.

More **airCloud Go** features for better indoor climate control from the convenience of your phone


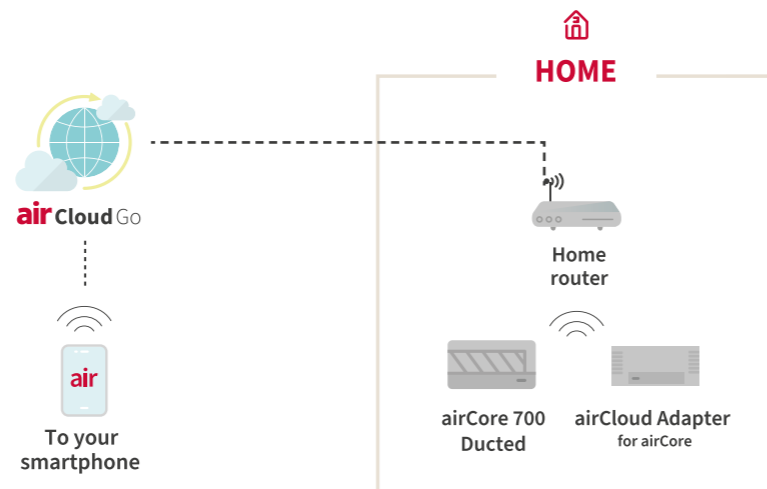
-  Turn the air conditioner on/off and set the desired temperature and fan speed.
-  Program your air conditioning operation with the Simple Timer and/or Weekly Timer.
-  Pair your account with unlimited air conditioners.
-  Invite up to 20 users to manage each air conditioner.



airCloud Adapter

MODEL (GA-WFG)

airCloud Adapter is compatible with the **airCloud** Go App, enabling remote control of **airCore 700** ducted systems.



Command with your voice

Connect with your smart speaker.

airCloud Go is fully-compatible with Amazon Alexa and Google Assistant, enabling you to change the temperature hands-free while you cook, clean, or exercise.



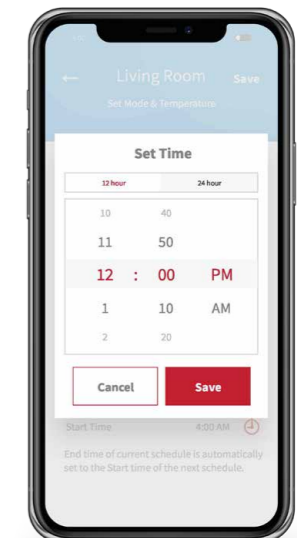
Amazon Echo

Google Home

Plan to save energy

Intuitive scheduling options work around your needs

Use the simple timer before bed and save energy while you sleep, and use the weekly timer to schedule AC operation around your daily routine.



***airCloud Go** SmartFence & energy monitoring not available with **airCore 700**

Premium Zoning Systems with Modulating Damper Control

The Premium Zoning Kit is compatible with the **airCore 700** ducted system, designed for both standard home (mid-static pressure) and large home (high-static pressure) indoor units.

Individual Room Temperature Setpoint

Allows connection of up to 8 zones with individual temperature setpoints for each zone. Zone's can be fitted with their own thermostats for comfort control.

Capable of optimising airflow into each zone

Optimising comfort with modulating damper control for each zone and regulates airflow based on set point temperature on thermostat.

Zoning Control

- PC-ARFG2-Z controller enables central control of all zones through the **Premium Zoning Kit**. When enabled, the home screen with zone control icon and set temperature in each zone will be displayed.
- **Monitoring all individual zone status** is available from the zone control screen. ON/OFF, Set temperature, Fan speed can be set for each individual zone from PC-ARFG2-Z.
- **Weekly operation schedule** can be set to control the zoning system. Individual zones can be selected to program different operation times and temperatures in each.

Apps



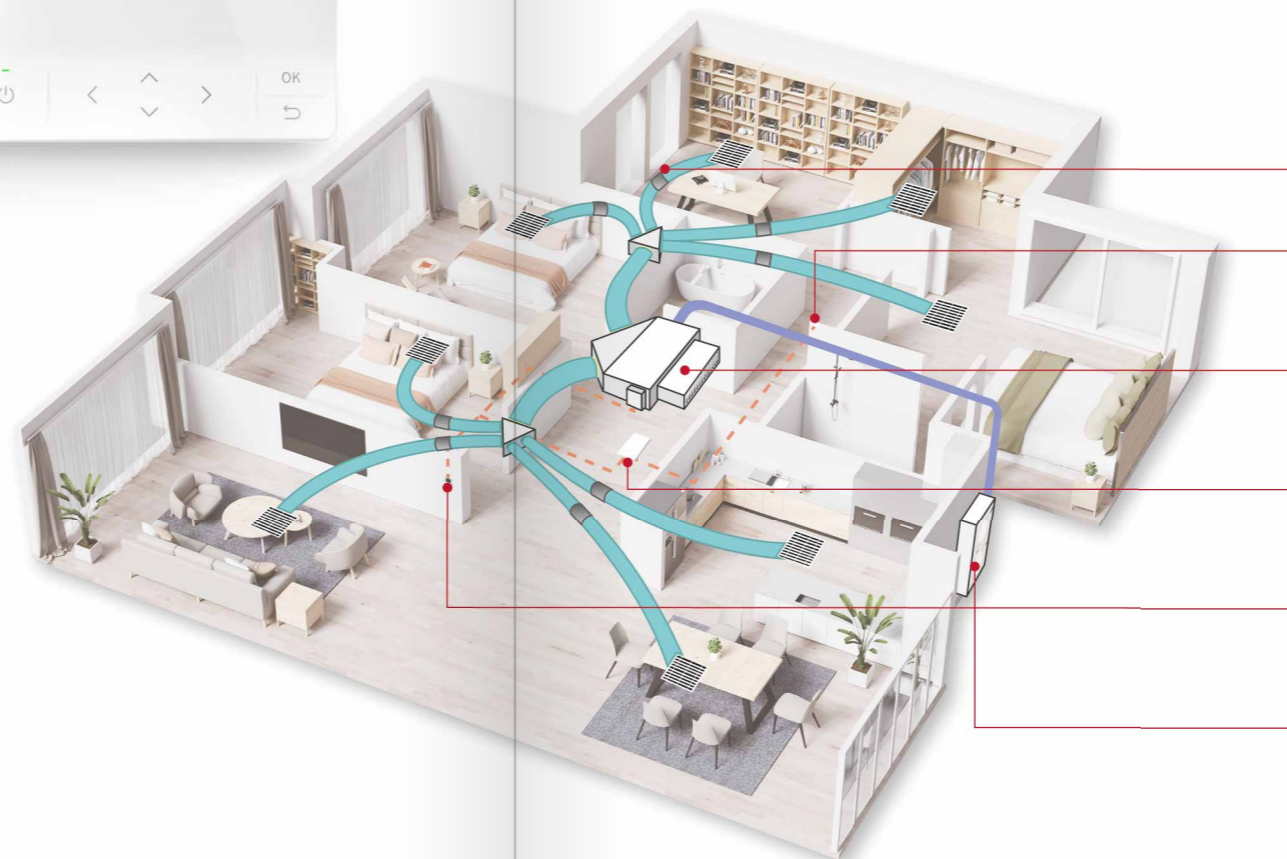
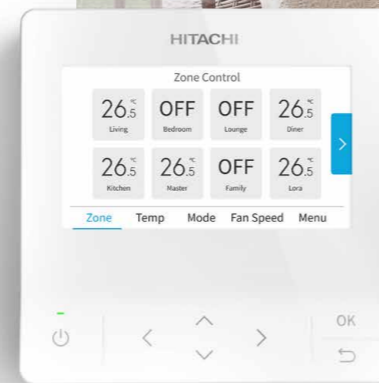
airCloud Go



Remotely control premium zoning system by **airCloud Go**.

- Control your AC from anywhere
- Schedule operation times
- Control cooling and heating for each zone

COMING SOON



Damper



Thermostat




Ducted Indoor Unit (IDU)



Zone Interface Box (ZIB)



Wired Remote Controller (WRC)



Outdoor Unit (ODU)



Features & Options

	STANDARD HOME MID-STATIC	LARGE HOME HIGH-STATIC
6 Year Warranty	•	•
Indoor Unit Frostwash	•	•
Wi-Fi Control Option	■	■
52°C High Ambient Temperature Cooling Operation	•	•
-15°C Low Ambient Temperature Heating Operation	•	•
Premium Zone Kit Option	■	■
Power Usage Monitoring	•	•
Backlit Coloured Display Wall Controller	•	•
AutoBoost Setting **	•	•
On/Off Timer	•	•
7-Day Operation Scheduling	•	•
Power Saving Setting	•	•
Night Quiet Operation	•	•
Power Saving/Night Quiet Scheduling	•	•
Setback Setting	•	•
Dry Mode Operation	•	•
Automatic Fan Speed	•	•
Automatic Operation (Cool/Heat) *	•	•
Auto Restart Function	•	•
Set Temperature Auto Reset *	•	•
Temperature Setpoint Limits *	•	•
+/-0.5°C Temperature Setting	•	•
Child Keypad Lock	•	•
Self-Diagnostics	•	•
Filter Clean Reminder	•	•
Motion Sensor Option	■	■
DRED 1, 2 & 3 Compatible	•	•
Room/Zone Naming	•	•
NFC Setup *	•	•
Auto ESP Adjustment	•	•

*Must be activated through the controller at installation

**Not available with premium zoning system

• Standard

■ Optional Accessory



Specifications

STANDARD HOME (MID-STATIC PRESSURE) DUCTED

IDU ODU		PPIM-2.0UFA1NQ PAS-2.0UFASNQ1	PPIM-2.5UFA1NQ PAS-2.5UFASNQ1	PPIM-3.0UFA1NQ PAS-3.0UFASNQ1	PPIM-4.0UFA1NQ PAS-4.0UFASNQ1	PPIM-4.0UFA1NQ PAS-4.0UFASMQ1	PPIM-5.0UFA1NQ PAS-5.0UFASNQ1	PPIM-5.0UFA1NQ PAS-5.0UFASMQ1	PPIM-6.0UFA1NQ PAS-6.0UFASNQ1	PPIM-6.0UFA1NQ PAS-6.0UFASMQ1	
Power supply (Indoor)	V/Ph/Hz	220-240~,50	220-240~,50	220-240~,50	220-240~,50	220-240~,50	220-240~,50	220-240~,50	220-240~,50	220-240~,50	
Power supply (Outdoor)	V/Ph/Hz	220-240~,50	220-240~,50	220-240~,50	220-240~,50	380-415 3N~,50	220-240~,50	380-415 3N~,50	220-240~,50	380-415 3N~,50	
Cooling	Rated Capacity	kW	5.0	6.0	7.2	10.0	10.0	12.5	12.5	14.0	
	Capacity Range[Min~Max]	kW	1.5~6.0	1.5~7.5	2.5~8.6	3.2~12.0	3.2~12.0	4.0~14.2	4.0~14.2	5.0~16.0	
Heating	Rated Capacity	kW	6.0	7.5	8.6	11.5	11.5	14.0	14.0	16.0	
	Capacity Range[Min~Max]	kW	1.5~7.5	1.5~9.0	3.5~10.4	3.5~14.0	3.5~14.0	4.0~16.2	4.0~16.2	5.5~18.0	
AEER	Cooling		3.82	3.73	3.83	4.03	3.65	3.74	3.71	3.31	
ACOP	Heating		4.05	3.59	4.34	3.92	3.90	3.85	3.82	3.66	
TCSPF(Cooling) Residential	Hot		5.14	5.03	5.05	5.09	4.71	5.20	5.03	4.75	
	Average		4.51	4.50	4.57	4.54	4.12	4.69	4.43	4.34	
	Cold		4.57	4.58	4.66	4.58	4.12	4.83	4.50	4.51	
HSPF(Heating) Residential	Hot		5.00	4.76	5.17	5.16	4.92	5.04	4.93	4.78	
	Average		4.35	4.06	4.10	3.85	3.84	4.29	4.23	4.13	
	Cold		3.67	3.44	3.42	3.16	3.22	3.59	3.56	3.51	
Indoor Unit	External Static Pressure Range	Pa	35~185	35~185	35~185	50~200	50~200	60~210	60~210	60~215	
	Air Flow Range	L/s	160~350	160~350	290~500	350~630	350~630	360~680	360~680	410~730	
	Sound Pressure Level [HiZ/Hi1/Hi/Med/Lo/SLo]	dB[A]	39/36/34/30/24/21.5	39/36/34/30/24/21.5	38/36/34/31/26/24	41/39/36/34/30/27	41/39/36/34/30/27	43/40/38/36/30/28	43/40/38/36/30/28	45/44/40/38/35/32	45/44/40/38/35/32
	Sound Power Level	dB[A]	49	49	49	53	53	54	54	56	
	Dimension [W×H×D]	mm	900(+75)×270×720	900(+75)×270×720	1100(+75)×300×800	1400(+75)×300×800	1400(+75)×300×800	1400(+75)×300×800	1400(+75)×300×800	1400(+75)×300×800	1400(+75)×300×800
	Supply Air Spigot [W×H]	mm	834x140	834x140	1038x197	1338x197	1338x197	1338x197	1338x197	1338x197	1338x197
	Return Air Spigot [W×H]	mm	857x227	857x227	1049x258	1350x258	1350x258	1350x258	1350x258	1350x258	1350x258
	Net/Gross Weight	kg	30/36	30/36	40/47	48/56	48/56	48/56	48/56	48/56	48/56
Outdoor Unit	Sound Pressure Level-Cooling	dB[A]	53	53	53	56	56	56	56	56	
	Sound Pressure Level-Heating	dB[A]	54	54	54	57	57	57	57	57	
	Sound Pressure Level-Night	dB[A]	51	51	51	54	54	54	54	54	
	Dimension [W×H×D]	mm	900×665×320	900×665×320	900×665×320	950×990×320	950×990×320	950×1380×320	950×1380×320	950×1380×320	950×1380×320
	Net/Gross Weight	kg	42.0/45.5	42.0/45.5	44.0/48.0	86.5/100.5	86.5/100.5	98.5/109.0	98.5/109.0	108.0/118.5	108.0/118.5
Refrigerant type	Type		R32	R32	R32	R32	R32	R32	R32	R32	
	Charge	kg	1.2	1.2	1.4	3.0	3.0	3.1	3.1	3.4	
Refrigerant pipe	Liquid side/Gasside	mm	Φ6.35/Φ12.7	Φ6.35/Φ12.7	Φ6.35/Φ12.7	Φ9.52/Φ15.88	Φ9.52/Φ15.88	Φ9.52/Φ15.88	Φ9.52/Φ15.88	Φ9.52/Φ15.88	
	Max. pipe length	m	50	50	75	75	75	75	75	75	
	Max. Height difference	m	30	30	30	30	30	30	30	30	
	Add Refrigerant Amount	g/m	18	18	18	35	35	35	35	35	
	Chargeless	m	30	30	30	30	30	30	30	30	
Guaranteed Temperature Operation Range	Cooling	°C (db)	-5~52	-5~52	-5~52	-5~52	-5~52	-5~52	-5~52	-5~52	
	Heating	°C (wb)	-15~15.5	-15~15.5	-15~15.5	-15~15.5	-15~15.5	-15~15.5	-15~15.5	-15~15.5	

Specifications

LARGE HOME (HIGH-STATIC PRESSURE) DUCTED

IDU ODU		PPIH-3.0UFA1NQ PAS-3.0UFASNQ1	PPIH-4.0UFA1NQ PAS-4.0UFASNQ1	PPIH-4.0UFA1NQ PAS-4.0UFASMQ1	PPIH-5.0UFA1NQ PAS-5.0UFASNQ1	PPIH-5.0UFA1NQ PAS-5.0UFASMQ1	PPIH-6.0UFA1NQ PAS-6.0UFASNQ1	PPIH-6.0UFA1NQ PAS-6.0UFASMQ1	PPIH-6.5UFA1NQ PAS-6.5UFASNQ1	PPIH-6.5UFA1NQ PAS-6.5UFASMQ1	
Power supply (Indoor)	V/Ph/Hz	220-240~,50	220-240~,50	220-240~,50	220-240~,50	220-240~,50	220-240~,50	220-240~,50	220-240~,50	220-240~,50	
Power supply (Outdoor)	V/Ph/Hz	220-240~,50	220-240~,50	380-415,3N~,50	220-240~,50	380-415,3N~,50	220-240~,50	380-415,3N~,50	220-240~,50	380-415,3N~,50	
Cooling	Rated Capacity	kW	7.2	10.0	10.0	12.5	12.5	14.0	14.0	16.0	
	Capacity Range[Min~Max]	kW	2.5~8.6	3.2~12.0	3.2~12.0	4.0~14.2	4.0~14.2	5.0~16.0	5.0~16.0	6.0~18.0	
Heating	Rated Capacity	kW	8.6	12.5	12.5	14.0	14.0	16.5	16.5	18.0	
	Capacity Range[Min~Max]	kW	3.5~10.4	3.5~14.0	3.5~14.0	4.0~16.2	4.0~16.2	5.5~18.0	5.5~18.0	6.5~20.0	
AEER	Cooling		3.60	3.73	3.70	3.74	3.72	3.65	3.64	3.21	
ACOP	Heating		4.09	3.85	3.82	4.28	4.25	4.09	4.07	3.85	
TCSPF(Cooling) Residential	Hot		5.24	5.01	4.83	5.14	4.83	4.65	4.69	4.46	
	Average		4.72	4.47	4.20	4.65	4.29	4.26	4.21	4.12	
	Cold		4.89	4.55	4.22	4.78	4.34	4.34	4.27	4.27	
HSPF(Heating) Residential	Hot		5.72	4.54	5.04	4.78	4.83	4.59	4.44	4.56	
	Average		4.17	3.60	3.86	4.22	4.24	3.76	3.68	3.66	
	Cold		3.37	3.05	3.22	3.57	3.57	3.22	3.16	3.11	
Indoor Unit	External Static Pressure Range	Pa	35~270	50~290	50~290	60~285	60~285	60~295	60~295	60~310	
	Air Flow Range	L/s	374~640	421~745	421~745	500~820	500~820	500~850	500~850	500~900	
	Sound Pressure Level [HiZ/HiI/Hi/Med/Lo/SLo]	dB[A]	46/44/40/38/34/31	48/47/43/41/37/34	48/47/43/41/37/34	50/48/45/43/41/38	50/48/45/43/41/38	51/49/47/45/41/39	51/49/47/45/41/39	52/50/47/45/41/39	52/50/47/45/41/39
	Sound Power Level	dB[A]	57	62	62	63	63	64	64	65	65
	Dimension [W×H×D]	mm	1076×350×800	1076×350×800	1076×350×800	1300×350×890	1300×350×890	1300×350×890	1300×350×890	1300×350×890	1300×350×890
	Supply Air Spigot [W×H]	mm	980x222	980x222	980x222	1204x222	1204x222	1204x222	1204x222	1204x222	1204x222
	Return Air Spigot [W×H]	mm	934x308	934x308	934x308	1135x308	1135x308	1135x308	1135x308	1135x308	1135x308
	Net/Gross Weight	kg	54/62	54/62	54/62	79/88	79/88	79/88	79/88	79/88	79/88
Outdoor Unit	Sound Pressure Level-Cooling	dB[A]	53	56	56	56	56	56	56	57	
	Sound Pressure Level-Heating	dB[A]	54	57	57	57	57	57	57	59	
	Sound Pressure Level-Night	dB[A]	51	54	54	54	54	54	54	54	
	Dimension [W×H×D]	mm	900×665×320	950×990×320	950×990×320	950×1380×320	950×1380×320	950×1380×320	950×1380×320	950×1380×320	950×1380×320
	Net/Gross Weight	kg	44.0/48.0	86.5/100.5	86.5/100.5	98.5/109.0	98.5/109.0	108.0/118.5	108.0/118.5	108.0/118.5	108.0/118.5
Refrigerant type	Type		R32	R32	R32	R32	R32	R32	R32	R32	
	Charge	kg	1.4	3.0	3.0	3.1	3.1	3.4	3.4	3.4	
Refrigerant pipe	Liquid side/Gas side	mm	Φ6.35/Φ12.7	Φ9.52/Φ15.88	Φ9.52/Φ15.88	Φ9.52/Φ15.88	Φ9.52/Φ15.88	Φ9.52/Φ15.88	Φ9.52/Φ15.88	Φ9.52/Φ15.88	
	Max. pipe length	m	75	75	75	75	75	75	75	75	
	Max. Height difference	m	30	30	30	30	30	30	30	30	
	Add Refrigerant Amount	g/m	18	35	35	35	35	35	35	35	
	Chargeless	m	30	30	30	30	30	30	30	30	
Guaranteed Temperature Operation Range	Cooling	°C (db)	-5~52	-5~52	-5~52	-5~52	-5~52	-5~52	-5~52	-5~52	
	Heating	°C (wb)	-15~15.5	-15~15.5	-15~15.5	-15~15.5	-15~15.5	-15~15.5	-15~15.5	-15~15.5	

Temperzone

ENQUIRIES

ausales@temperzone.com
nzsales@temperzone.com

AUSTRALIA

Sydney: (02) 8822 5700
Melbourne: (03) 8769 7600
Brisbane: (07) 3308 8333
Adelaide: (08) 8115 2111

DISTRIBUTORS

Newcastle: (02) 4962 1155
Perth: (08) 6399 5900
Launceston: (03) 6331 4209

NEW ZEALAND

Auckland: (09) 279 5250
Wellington: (04) 569 3262
Christchurch: (03) 379 3216

Hitachi Cooling & Heating Official Distributor



WARRANTY

Must be maintained in accordance with maintenance recommendations.

hitachiaircon.com.au
hitachiaircon.co.nz



The specifications of this catalogue may change without prior notice to allow Hitachi Cooling & Heating to incorporate the latest innovations for its customers. The information contained in this catalogue is merely informative. Hitachi Cooling & Heating declines any responsibility in the broadest sense, for damage, direct or indirect, arising from the use and / or interpretation of the recommendations in this catalogue.