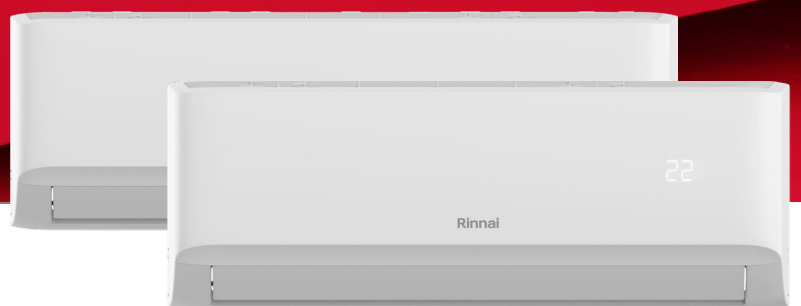


Rinnai



Inverter Multi Split System



The perfect multi-room solution



The Rinnai Inverter Multi Split System is the simplest way to heat or cool up to five individual rooms with only one outdoor unit.

Traditionally, five rooms would require five indoor units and five outdoor units. This uses up precious outdoor space and creates an obtrusive appearance to your home.

Rinnai Multi Split Systems not only provide individual control of comfort levels in each room, but saves you money on running costs by either only heating or cooling individual rooms as required.

Illustrative purposes only



At Rinnai, we're all about comfort

For over 50 years, Rinnai has supplied Australian homes with a range of appliances that help people lead comfortable, safe and efficient lifestyles.

Being driven to create comfort means that we really care about our products and your experience from start to finish. We're focused on developing products with the latest technology and our level of quality is second-to-none, so you can rest assured knowing Rinnai will deliver.

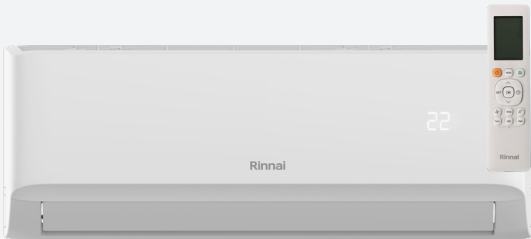
Customised Comfort

Rinnai Inverter Multi Split Systems offer 2 different indoor unit types (Wall Mounted and Slim Ducted) that can be used in a multitude of combinations. After selecting up to 5 indoor unit types, these are then paired with an outdoor unit (4 units to choose from) with capacities ranging from 7.1kW up to 13kW. With a variety of unit types and capacities available, Rinnai has a system configuration to suit virtually any requirement.


Seamless & Sleek

The sleek Rinnai Wall Mounted Split Systems feature the latest in innovation. Equipped with features including Turbo Function to quickly cool and heat the room, they discreetly operate thanks to a cleverly designed air tunnel for greater air distribution.

Come home to comfort with the Rinnai Mobile App allowing you to control your Wall Mounted Split System using Wi-Fi from anywhere with an internet or network connection.



Wall Mounted Split System



Ceiling Inbuilt Slim Ducted


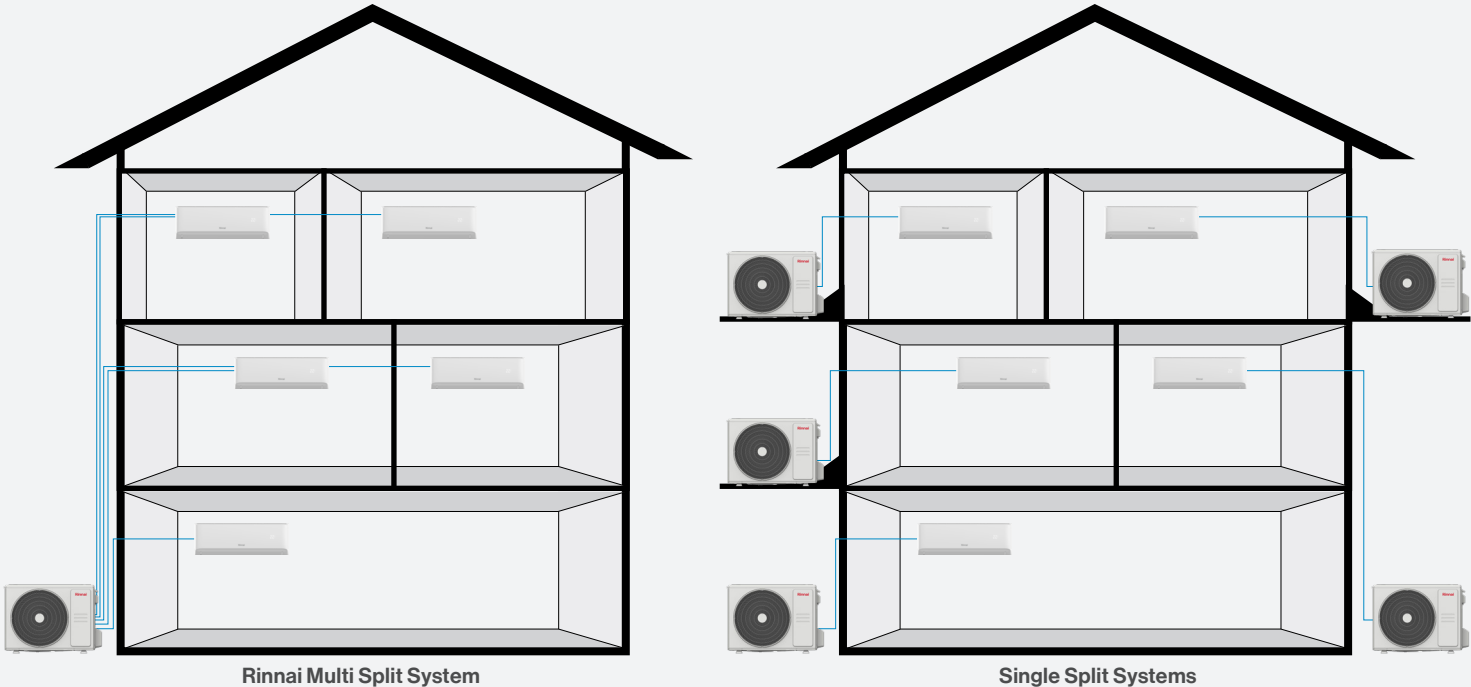
Flexible & Functional

Compact & space saving in design, the Rinnai Slim Ducted indoor units are ideal for tight spaces.

Hidden away in a bulkhead or ceiling cavity, the Slim Ducted indoor unit operates quietly, so its out of sight and out of mind.

Flexible Installation

One Rinnai outdoor unit can be connected to up to 5 indoor units which can be individually controlled. This installation option not only offers a great space saving solution, but also helps to cut down overall running costs by allowing you to decide which rooms are heated or cooled as required.



Features and Benefits



Smart 3D DC Inverter

A faster, more controlled warm-up or cool-down is achieved by the advanced inverter control systems. It combines three Direct Current (DC) motor technologies working in perfect unison to provide you with:

- Higher efficiency
- Synchronised performance
- Lower running costs in comparison to conventional air conditioners

DRED Enabled

This Demand Enabled Response (DRED) air conditioner allows your electricity provider to control the system at various pre-programmed levels, to manage your demand on the power grid during peak periods.



Wi-Fi Control**

Set your favourite temperature from anywhere and come home to ultimate comfort with our intuitive Android or Apple App. Wi-Fi comes standard with the Wall Mounted Split System and as optional extra with the Slim Ducted and Compact Cassette units.



Turbo Function†

Quickly cool in summer or swiftly warm in winter.



Sleep Mode†

Designed to control the temperature overnight to ensure high quality, comfortable sleep. Traditional sleep mode temperature control is one way; however our intelligent sleep mode system operates on two-way temperature control that modulates up and down to mimic outside ambient temperatures.



Auto Restart

Auto restart function in case of an electrical power outage provides you with complete peace of mind.



Super Fine Filter†

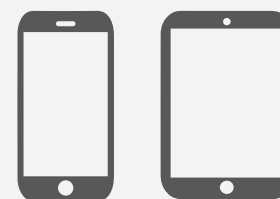
Provides extra protection by keeping fine particles out of the home and providing clean, cool air.



Timer

Designed to work around your lifestyle. Once set, the system will turn on and off at the specified times of the day, ensuring you wake up and come home to the perfect conditions.

Comfort at the touch of a button



Turn your Air Conditioner on or off, set your temperature, fan speed and more remotely from anywhere in the world with an Internet connection.



Your home's internet router relays requests from the App to control your Air Conditioner just like the normal remote controller.



Set your favourite temperature before you come home - enjoy the comfort and energy savings.



Available to download via:

- Google Play
- App Store



Wi-Fi Control

The Rinnai Wall Mounted Split Units feature inbuilt Wi-Fi control via the **NetHome Plus** App, with an optional Wi-Fi accessory available for the Compact Cassette and Slim Ducted Units.

Simple to activate and easy to use, the App can be downloaded via Google Play or the App Store on a compatible mobile device. Once installed and registered, you can operate your appliance on the go.

Basic functions like on/off, temperature control and fan speed can be accessed through the App. Best of all, the Wi-Fi control allows you to switch on your Air Conditioner from outside the home - creating the ultimate in convenience and comfort.

We're at your service

The National Customer Care Centre provides first class service and maintenance of your system, ensuring it's running at its highest efficiency - so you can enjoy the Rinnai experience for many years to come.

Operating 5 days a week (Monday to Friday)

13 43 73

*For full terms & conditions visit www.rinnai.com.au
 **Standard feature in Wall Mounted Split System & optional in Slim Ducted & Compact Cassette
 †Available in Wall Mounted Split System only

Technical Information



Outdoor Unit


Multi Outdoor Unit			MON3H07B	MON4H09B	MON5H11B	MON5H13B
Number of connected Indoor Units	Qty		3	4	5	5
Power Supply (To Outdoor Unit)	V-Ph-Hz		220-240-1-50			
Cooling	Rated Capacity (Range)	kW	7.5 (1.7-9.8)	9 (1.7 - 11.5)	11.5(2.6-11.7)	13.0 (2.6 - 14.6)
	Rated Input Power	kW	1.98	2.07	3.1	3.8
	Rated Input Current	A	8.9	10.09	15.65	16.87
	AEER	W/W	3.71	4.24	3.64	3.37
Heating	Rated Capacity (Range)	kW	7.4(1.8-9.6)	9.3 (1.8 - 12.0)	12.3 (2.6-12.3)	13.5 (2.6 - 15.2)
	Rated Input Power	W	1.59	2.07	3.1	3.22
	Rated Input Current	A	7.28	10.3	14.19	14.31
	ACOP	W/W	4.54	4.38	3.89	4.11
Maximum Input Current	A	17.5	19	22	30	
Recommended Circuit Breaker	A	25	25	25	35	
Compressor	Type		Inverter Twin Rotary			
Sound Power Level	dB(A)		66	68.5	67.9	72
Dimensions	Net (W x D x H)	mm	890 x 342 x 673	946 x 410 x 810	946 x 410 x 810	980 x 451 x 975
	Gross (W x D x H)	mm	1030 x 438 x 790	1090 x 500 x 935	1090 x 500 x 935	1145 x 500 x 1090
	Net / Gross Weight	kg	48.0/61.5	66.2/83.0	76.0/93.0	91.0 / 106.4
Refrigerant Type			R32			
Refrigerant Piping	Connection Size: Liquid Line	mm	3 x Φ 6.35	4 x Φ 6.35	5 x Φ 6.35	5 x Φ 6.35
	Connection Size: Gas	mm	3 x Φ 9.52	3 x Φ 9.52 +	4 x Φ 9.52 + 1 x Φ 12.7	3 x Φ 9.52 + 2 x Φ 12.7
	Maximum Total System Pipe Length	m	60	80	80	80
	Pre-Charged Length	m	30	40	50	50
	Maximum Length Per Indoor Unit	m	30	35	35	35
	Maximum Vertical Separation Outdoor Unit ABOVE Indoor Unit	m	10	10	10	10
	Maximum Vertical Separation Outdoor Unit BELOW Indoor Unit	m	15	15	15	15
	Maximum Height Difference Between Indoor Units	m	10	10	10	10
Factory Precharge	g	1850	2400	2590	3600	
Ambient Temperature Limits	Cooling	°C	-15-50			
Ambient Temperature Limits	Heating	°C	-25-30			

Technical Information



Wall Mounted

Wall Mounted Split System			HINRP20MB	HINRP26MB	HINRP35MB	HINRP50MB	HINRP60MB	HINRP70MB
Power Supply	V-Ph-Hz		220-240-1-50					
Cooling	Rated Capacity	kW	2.0	2.6	3.5	5.0	6.0	7.15
	Rated Input Power	W	430	530	790	1280	1750	1920
	Rated Input Current	A	0.17	0.17	0.17	0.33	0.33	0.62
Heating	Rated Capacity	kW	2.2	2.7	4.0	5.4	6.5	7.8
	Rated Input Power	W	460	510	830	1340	1686	1990
	Rated Input Current	A	0.17	0.17	0.17	0.33	0.33	0.62
Airflow (Turbo / Hi / Med / Lo)	L/s		153 / 128 / 94 / 75 / 47	175 / 139 / 100 / 83 / 56	183 / 147 / 106 / 86 / 58	264 / 222 / 167 / 139 / 89	264 / 222 / 167 / 139 / 89	382 / 303 / 250 / 229 / 147
Sound Pressure (Turbo / Hi / Med / Lo) @1.4m	dB(A)		43 / 38 / 31 / 30 / 25	46 / 39 / 32 / 30 / 24	46 / 39 / 32 / 30 / 24	47 / 44 / 38 / 34 / 28	47 / 44 / 38 / 34 / 28	57 / 45 / 39 / 33 / 29
Dimensions	Net (W x D x H)	mm	729 x 200 x 291	802 x 200 x 295	802 x 200 x 295	971 x 228 x 321	971 x 228 x 321	1082 x 234 x 337
	Gross (W x D x H)	mm	790 x 273 x 370	875 x 288 x 375	875 x 288 x 375	1045 x 308 x 405	1045 x 308 x 405	1155 x 415 x 318
	Net / Gross Weight	kg	8.0/10.7	8.5/11.5	8.5/11.5	11.1/15.2	11.1/15.2	13.5/17.8
	Refrigeration Pipe Size: Liquid / Gas	mm	Φ6.35 / Φ9.52	Φ6.35 / Φ9.52	Φ6.35 / Φ9.52	Φ6.35 / Φ12.7	Φ6.35 / Φ12.7	Φ6.35 + Φ15.9
Controller	Type		Wireless Remote Control Standard					
Operating Range	Cooling	°C	16 - 32					
	Heating	°C	0 - 30					
Wi-Fi Compatibility			Standard					



Slim Ducted

Slim Ducted			DINSD26MB	DINSD35MB	DINSD50MB	DINSD70MB
Power Supply	V-Ph-Hz		220-240-1-50			
Cooling	Rated Capacity	kW	2.6	3.5	5.2	7.1
	Rated Input Power	W	180	185	200	200
	Rated Input Current	A	1.1	1.1	1.3	1.3
Heating	Rated Capacity	kW	2.9	3.8	5.5	7.3
	Rated Input Power	W	180	185	200	200
	Rated Input Current	A	1.1	1.1	1.3	1.3
Airflow (Hi / Med / Lo)	L/s		500 / 340 / 230	500 / 340 / 230	600 / 480 / 300	880 / 650 / 350
Maximum External Static Pressure (Hi)	Pa		60	60	100	160
Sound Pressure (Hi / Med / Lo) @1.4m	dB(A)		40 / 34 / 27	40 / 34 / 27	40 / 34 / 27	41 / 38 / 33
Dimensions	Net (W x D x H)	mm	700 x 506 x 200	700 x 506 x 200	880 x 674 x 210	1100 x 774 x 249
	Gross (W x D x H)	mm	860 x 540 x 285	860 x 540 x 285	1105 x 725 x 285	1305 x 805 x 315
	Net / Gross Weight	kg	18 / 22	18 / 22	24 / 29	32 / 39
	Supply Air Duct Connection (W x H)		537 x 152	537 x 152	706 x 136	926 x 175
	Return Air Duct Connection (W x H)	mm	599 x 186	599 x 186	782 x 190	1001 x 228
Refrigeration Pipe Size: Liquid / Gas		Φ6.35 / Φ9.52	Φ6.35 / Φ9.52	Φ6.35 / Φ9.52	Φ9.52 + Φ15.9	
Condensate Drain Pump Connection	mm		OD Φ25			
Controller	Type		Wired Controller - 12m Cable			
Operating Range	Cooling	°C	17 - 32			
	Heating	°C	0 - 30			
Wi-Fi Compatibility			Optional			



Combination Table

For outdoor unit: MON3H07B

Indoor Units	2.0kW	2.6kW	3.5 kW	5.0kW	6.0kW	7.0kW
Wall Mounted	HINRP20MB	HINRP26MB	HINRP35MB	HINRP50MB	HINRP60MB	HINRP70MB
Slim Ducted		DINSD26MB	DINSD35MB	DINSD50MB		DINSD70MB

Indoor Unit Combinations				Cooling						Heating					
Operation	Unit ID			Capacity of each Indoor Unit (kW)			System Capacity (kW)			Capacity of each Indoor Unit (kW)			System Capacity (kW)		
	Unit A	Unit B	Unit C	Room A	Room B	Room C	Min	Rated	Max	Room A	Room B	Room C	Min	Rated	Max
1 Unit	2.0kW			2.85			1.71	2.85	3.65	2.96			1.78	2.96	3.79
	2.6kW			3.16			2.05	3.16	4.04	3.28			2.13	3.28	4.20
	3.5kW			3.68			2.39	3.68	4.71	3.75			2.44	3.75	4.80
	5.0kW			5.05			3.13	5.05	6.46	5.22			3.24	5.22	6.68
	6.0kW			6.10			3.66	6.10	7.81	6.15			3.81	6.15	7.87
2 Units	2.0kW	2.0kW		2.43	2.43		3.01	4.86	5.59	2.56	2.56		3.17	5.12	5.89
	2.0kW	2.6kW		2.28	2.97		3.26	5.25	6.04	2.37	3.08		3.38	5.45	6.27
	2.0kW	3.5kW		2.22	3.54		3.57	5.76	6.62	2.21	3.53		3.56	5.74	6.60
	2.0kW	5.0kW		2.07	5.17		4.49	7.24	8.33	1.95	4.88		4.23	6.83	7.85
	2.6kW	2.6kW		2.73	2.73		3.38	5.45	6.27	2.79	2.79		3.46	5.58	6.42
	2.6kW	3.5kW		2.80	3.44		3.87	6.24	7.18	2.63	3.23		3.63	5.86	6.74
	2.6kW	5.0kW		2.39	4.61		4.34	7.00	8.05	2.51	4.83		4.55	7.34	8.44
	3.5kW	3.5kW		3.70	3.70		4.59	7.40	8.51	3.36	3.36		4.17	6.72	7.73
	3.5kW	5.0kW		3.11	5.15		5.12	8.26	9.50	3.12	5.16		5.13	8.28	9.52
	2.0kW	6.0kW		1.97	6.01		4.95	7.98	9.18	2.00	6.12		5.03	8.12	9.34
3 Units	2.0kW	2.0kW	2.0kW	2.20	2.20	2.20	4.09	6.60	7.59	2.27	2.27	2.27	4.22	6.80	7.82
	2.0kW	2.0kW	2.6kW	2.04	2.04	2.65	4.17	6.72	7.73	2.10	2.10	2.73	4.29	6.92	7.96
	2.0kW	2.0kW	3.5kW	2.01	2.01	3.22	4.50	7.25	8.34	2.07	2.07	3.31	4.62	7.45	8.57
	2.0kW	2.0kW	5.0kW	1.82	1.82	4.54	5.07	8.18	9.41	1.80	1.80	4.78	5.20	8.38	9.64
	2.0kW	2.0kW	6.0kW	1.68	1.68	5.13	5.27	8.50	9.78	1.64	2.14	5.02	5.46	8.80	10.12
	2.0kW	2.6kW	2.6kW	2.08	2.71	2.71	4.65	7.50	8.63	2.22	2.89	2.89	4.96	8.00	9.20
	2.0kW	2.6kW	3.5kW	2.05	2.66	3.27	4.95	7.98	9.18	2.10	2.73	3.36	5.07	8.18	9.41
	2.0kW	2.6kW	5.0kW	1.76	2.29	4.40	5.23	8.44	9.71	1.80	2.34	4.50	5.36	8.64	9.94
	2.0kW	2.6kW	6.0kW	1.63	2.11	4.96	5.39	8.70	10.01	1.57	2.75	4.88	5.70	9.20	10.58
	2.0kW	3.5kW	3.5kW	1.85	3.24	3.24	5.17	8.34	9.59	1.90	3.32	3.32	5.29	8.54	9.82
	2.0kW	3.5kW	5.0kW	1.63	2.85	4.07	5.30	8.55	9.83	1.69	2.95	4.21	5.49	8.85	10.18
	2.0kW	3.5kW	6.0kW	1.54	2.69	4.77	5.58	9.00	10.35	1.98	2.67	4.65	5.77	9.30	10.70
	2.6kW	2.6kW	2.6kW	2.50	2.50	2.50	4.65	7.50	8.63	2.47	2.47	2.47	4.59	7.40	8.51
	2.6kW	2.6kW	3.5kW	2.47	2.47	3.32	5.12	8.26	9.50	2.53	2.53	3.40	5.25	8.46	9.73
	2.6kW	2.6kW	5.0kW	2.17	2.17	4.17	5.27	8.50	9.78	2.20	2.20	4.24	5.36	8.64	9.94
2.6kW	2.6kW	6.0kW	2.09	2.09	4.91	5.64	9.10	10.47	2.56	2.56	4.47	5.95	9.60	11.04	
2.6kW	3.5kW	3.5kW	2.29	3.08	3.08	5.23	8.44	9.71	2.34	3.15	3.15	5.36	8.64	9.94	
2.6kW	3.5kW	5.0kW	2.07	2.79	3.99	5.49	8.85	10.18	2.08	2.81	4.01	5.52	8.90	10.24	
2.6kW	3.5kW	6.0kW	1.96	2.64	4.60	5.70	9.20	10.58	2.12	2.12	4.97	5.70	9.20	10.58	
3.5kW	3.5kW	3.5kW	2.85	2.85	2.85	5.30	8.55	9.83	2.95	2.95	2.95	5.49	8.85	10.18	
3.5kW	3.5kW	5.0kW	2.80	2.80	3.20	5.46	8.80	10.12	1.72	1.72	5.25	5.39	8.70	10.01	
3.5kW	3.5kW	6.0kW	2.54	2.54	4.42	5.89	9.50	10.93	2.56	2.56	4.47	5.95	9.60	11.04	

Combination Table

For outdoor unit: MON4H09B

Indoor Units	2.0kW	2.6kW	3.5kW	5.0kW	6.0kW	7.0kW
Wall Mounted	HINRP20MB	HINRP26MB	HINRP35MB	HINRP50MB	HINRP60MB	HINRP70MB
Slim Ducted		DINSD26MB	DINSD35MB	DINSD50MB		DINSD70MB

Indoor Unit Combinations					Cooling							Heating							
Unit ID					Capacity of each Indoor Unit (kW)				System Capacity (kW)			Capacity of each Indoor Unit (kW)				System Capacity (kW)			
Operation	Unit A	Unit B	Unit C	Unit D	Room A	Room B	Room C	Room D	Min	Rated	Max	Room A	Room B	Room C	Room D	Min	Rated	Max	
1 Unit	2.0kW				2.85				1.71	2.85	3.65	2.96				1.78	2.96	3.79	
	2.6kW				3.16				2.05	3.16	4.04	3.28				2.13	3.28	4.20	
	3.5kW				3.68				2.39	3.68	4.71	3.75				2.44	3.75	4.80	
	5.0kW				5.15				3.09	5.15	6.59	5.22				3.24	5.22	6.68	
	6.0kW				6.10				3.66	6.10	7.81	6.23				3.75	6.23	7.23	
	7.0kW				7.08				4.39	7.08	9.06	6.55				4.06	6.55	8.38	
2 Units	2.0kW	2.0kW			2.43	2.43			3.01	4.86	5.59	2.56	2.56			3.17	5.12	5.89	
	2.0kW	2.6kW			2.28	2.97			3.26	5.25	6.04	2.37	3.08			3.38	5.45	6.27	
	2.0kW	3.5kW			2.22	3.54			3.57	5.76	6.62	2.21	3.53			3.56	5.74	6.60	
	2.0kW	5.0kW			1.87	4.67			4.05	6.54	7.52	1.95	4.88			4.23	6.83	7.85	
	2.0kW	6.0kW			1.73	5.27			2.94	7.00	8.54	2.02	6.16			3.44	8.18	9.98	
	2.0kW	7.0kW			1.73	6.07			3.28	7.80	9.52	1.86	6.52			3.52	8.38	10.22	
	2.6kW	2.6kW			2.73	2.73			2.29	5.45	6.65	2.79	2.79			2.34	5.58	6.81	
	2.6kW	3.5kW			2.80	3.44			2.82	6.24	7.61	2.63	3.23			2.46	5.86	7.15	
	2.6kW	5.0kW			2.31	4.44			2.84	6.75	8.24	2.51	4.83			3.08	7.34	8.95	
	2.6kW	5.0kW			2.24	5.26			3.15	7.50	9.15	2.48	5.82			3.49	8.30	10.13	
	6.0kW			2.31	2.17	5.83			3.36	8.00	9.76	2.32	6.24			3.60	8.56	10.44	
	2.24	4.44			3.68	3.05			2.82	6.72	8.20	3.36	3.36			2.82	6.72	8.20	
	5.26			2.84	3.00	4.28			3.06	7.28	8.88	3.12	5.16			3.48	8.28	10.10	
	3.15	6.75			2.92	5.08			3.36	8.00	9.76	3.14	5.46			3.61	8.60	10.49	
	7.50	8.24			2.70	5.40			3.40	8.10	9.88	2.93	5.87			3.70	8.80	10.74	
	9.15	2.51			4.29	3.80			3.40	8.09	9.87	4.35	4.35			3.65	8.70	10.61	
	2.48	4.83			3.96	4.84			3.70	8.80	10.74	3.96	4.84			3.70	8.80	10.74	
	5.82			3.08	4.42	4.42			3.71	8.84	10.78	4.42	4.42			3.71	8.84	10.78	
	3 Units	2.0kW	2.0kW	2.0kW		2.20	2.20	2.20		2.77	6.60	8.05	2.27	2.27	2.27		2.86	6.80	8.30
		2.0kW	2.0kW	2.6kW		2.04	2.04	2.65		2.82	6.72	8.20	2.10	2.10	2.73		2.91	6.92	8.44
2.0kW		2.0kW	3.5kW		1.93	1.93	3.38		3.05	7.25	8.85	2.07	2.07	3.31		3.13	7.45	9.09	
2.0kW		2.0kW	5.0kW		1.82	1.82	4.54		3.44	8.18	9.98	1.80	1.80	4.78		3.52	8.38	10.22	
2.0kW		2.0kW	6.0kW		1.68	1.68	5.13		3.57	8.50	10.37	1.70	1.70	5.19		3.61	8.60	10.49	
2.0kW		2.0kW	7.0kW		1.61	1.61	5.63		3.71	8.84	10.78	1.84	1.84	4.87		3.59	8.54	10.42	
2.0kW		2.6kW	2.6kW		2.01	2.62	2.62		3.05	7.25	8.85	2.07	2.69	2.69		3.13	7.45	9.09	
2.0kW		2.6kW	3.5kW		2.05	2.66	3.27		3.35	7.98	9.74	2.10	2.73	3.36		3.44	8.18	9.98	
2.0kW		2.6kW	5.0kW		1.78	2.32	4.46		3.60	8.56	10.44	1.78	2.32	4.46		3.60	8.56	10.44	
2.0kW		2.6kW	6.0kW		1.60	2.08	4.87		3.59	8.55	10.43	1.64	2.14	5.02		3.70	8.80	10.74	
2.0kW		2.6kW	7.0kW		1.53	1.98	5.34		3.72	8.85	10.80	1.47	1.91	5.15		3.59	8.54	10.42	
2.0kW		3.5kW	3.5kW		1.85	3.24	3.24		3.50	8.34	10.17	1.90	3.32	3.32		3.59	8.54	10.42	
2.0kW		3.5kW	5.0kW		1.65	2.88	4.12		3.63	8.65	10.55	1.65	2.88	4.12		3.63	8.65	10.55	
2.6kW		2.6kW	2.6kW		2.60	2.60	2.60		3.28	7.80	9.52	2.69	2.69	2.69		3.39	8.06	9.83	
2.6kW		2.6kW	3.5kW		2.47	2.47	3.32		3.47	8.26	10.08	2.47	2.47	3.32		3.47	8.26	10.08	
2.6kW		2.6kW	5.0kW		2.19	2.19	4.22		3.61	8.60	10.49	2.19	2.19	4.22		3.61	8.60	10.49	
2.6kW		2.6kW	6.0kW		2.02	2.02	4.75		3.70	8.80	10.74	2.03	2.03	4.76		3.70	8.82	10.76	
2.6kW		3.5kW	3.5kW		2.29	3.08	3.08		3.54	8.44	10.30	2.34	3.15	3.15		3.63	8.64	10.54	
2.6kW		3.5kW	5.0kW		2.07	2.79	3.99		3.72	8.85	10.80	2.00	2.69	3.85		3.59	8.54	10.42	
2.6kW		3.5kW	6.0kW		1.89	2.55	4.45		3.73	8.89	10.85	1.90	2.55	4.45		3.74	8.90	10.86	
3.5kW		3.5kW	3.5kW		2.85	2.85	2.85		3.59	8.59	10.43	2.95	2.95	2.95		3.72	8.85	10.80	
3.5kW		3.5kW	5.0kW		2.63	2.63	3.75		3.78	9.00	10.98	2.58	2.58	3.69		3.72	8.85	10.80	
4 Units		2.0kW	2.0kW	2.0kW	2.0kW	1.90	1.90	1.90	1.90	2.45	7.60	9.27	2.18	2.18	2.18	2.18	2.45	8.72	10.64
		2.0kW	2.0kW	2.0kW	2.6kW	2.00	2.00	2.00	2.60	3.53	8.60	10.49	2.09	2.09	2.09	2.72	3.69	9.00	10.98
		2.0kW	2.0kW	2.0kW	3.5kW	1.96	1.96	1.96	3.14	3.70	9.03	11.01	2.02	2.02	2.02	3.23	3.81	9.30	11.35
		2.0kW	2.0kW	2.0kW	5.0kW	1.67	1.67	1.67	4.43	3.87	9.45	11.53	1.84	1.84	1.84	4.88	4.26	10.40	12.69
		2.0kW	2.0kW	2.6kW	2.6kW	1.90	1.90	2.47	2.47	3.58	8.74	10.66	1.96	1.96	2.54	2.54	3.69	9.00	10.98
		2.0kW	2.0kW	2.6kW	3.5kW	1.86	1.86	2.42	2.97	3.74	9.11	11.11	1.94	1.94	2.52	3.10	3.90	9.50	11.59
	2.0kW	2.0kW	3.5kW	3.5kW	1.82	1.82	2.91	2.91	3.87	9.45	11.53	1.92	1.92	3.08	3.08	4.10	10.00	12.20	
	2.0kW	2.6kW	2.6kW	2.6kW	1.86	2.41	2.41	2.41	3.73	9.10	11.10	1.90	2.47	2.47	2.47	3.81	9.30	11.35	
	2.0kW	2.6kW	2.6kW	3.5kW	1.77	2.30	2.30	2.83	3.77	9.20	11.22	1.86	2.41	2.41	2.97	3.96	9.65	11.77	
	2.0kW	2.6kW	3.5kW	3.5kW	1.69	2.20	2.71	2.71	3.81	9.30	11.35	1.89	2.46	3.03	3.03	4.26	10.40	12.69	
	2.6kW	2.6kW	2.6kW	2.6kW	2.29	2.29	2.29	2.29	3.75	9.15	11.16	2.40	2.40	2.40	2.40	3.94	9.60	11.71	
	2.6kW	2.6kW	2.6kW	3.5kW	2.26	2.26	2.26	2.78	3.92	9.55	11.65	2.46	2.46	2.46	3.03	4.26	10.40	12.69	
	2.0kW	2.0kW	2.6kW	5.0kW	1.82	1.82	2.40	4.70	4.30	10.74	13.10	1.85	1.85	2.50	4.80	4.51	11.00	13.42	

Capacities tested in accordance with AS/NZS 3823.3, with 5m interconnecting length for all attached Indoor Units. With our policy of continuous improvement, we reserve the right to change, or discontinue at any time, specifications or designs without notice.

Combination Table

For outdoor unit: MON5H11B

Indoor Units	2.0kW	2.6kW	3.5kW	5.0kW	6.0kW	7.0kW
Wall Mounted	HINRP20MB	HINRP26MB	HINRP35MB	HINRP50MB	HINRP60MB	HINRP70MB
Slim Ducted		DINSD26MB	DINSD35MB	DINSD50MB		DINSD70MB

Indoor Unit Combinations						Cooling							Heating								
Unit ID						Capacity of each Indoor Unit (kW)				System Capacity (kW)			Capacity of each Indoor Unit (kW)					System Capacity (kW)			
Operation	Unit A	Unit B	Unit C	Unit D	Unit E	Room A	Room B	Room C	Room D	Room E	Min	Rated	Max	Room A	Room B	Room C	Room D	Room E	Min	Rated	Max
1 Unit	2.0kW					2.85					1.71	2.85	3.71	2.96					1.78	2.96	3.55
	2.6kW					3.16					1.90	3.16	3.79	3.28					1.97	3.28	3.94
	3.5kW					3.68					2.21	3.68	4.42	3.75					2.25	3.75	4.50
	5.0kW					5.05					3.03	5.05	5.81	5.22					3.13	5.22	6.00
	6.0kW					6.06					3.64	6.06	6.97	6.30					3.78	6.30	7.25
	7.0kW					7.08					4.25	7.08	8.14	6.55					3.93	6.55	7.53
2 Units	2.0kW	2.0kW				2.20	2.20				2.64	4.40	5.06	2.30	2.60				3.12	5.20	5.98
	2.0kW	2.6kW				2.42	2.64				3.04	5.06	5.82	2.40	3.22				3.31	5.52	6.35
	2.0kW	3.5kW				2.30	3.75				3.63	6.05	6.96	2.40	4.20				3.96	6.60	7.59
	2.0kW	5.0kW				2.20	5.50				3.85	7.70	8.86	2.08	5.30				3.85	7.70	8.86
	2.0kW	6.0kW				2.04	6.21				4.13	8.25	8.33	2.69	6.63				4.40	8.80	8.89
	2.0kW	7.0kW				6.83	1.90				4.37	8.73	9.17	3.12	2.10				4.59	9.18	9.64
	2.6kW	2.6kW				2.86	2.86				3.43	5.72	6.58	3.20	3.12				3.74	6.24	7.18
	2.6kW	3.5kW				2.90	3.81				3.36	6.71	7.72	3.05	4.12				3.66	7.32	8.42
	2.6kW	5.0kW				2.9															

Indoor Unit Combinations					Cooling					Heating											
Operation	Unit ID				Unit E	Capacity of each Indoor Unit (kW)				System Capacity (kW)			Capacity of each Indoor Unit (kW)				System Capacity (kW)				
	Unit A	Unit B	Unit C	Unit D		Room A	Room B	Room C	Room D	Room E	Min	Rated	Max	Room A	Room B	Room C	Room D	Room E	Min	Rated	Max
4 Units	2.0kW	2.0kW	2.0kW	2.0kW		2.20	2.20	2.20	2.20		4.40	8.80	9.68	2.40	2.40	2.40	2.40		4.80	9.60	10.56
	2.0kW	2.0kW	2.0kW	2.6kW		2.10	2.10	2.10	2.73		4.52	9.03	9.93	2.20	2.20	2.20	2.86		4.73	9.46	10.41
	2.0kW	2.0kW	2.0kW	3.5kW		2.10	2.10	2.10	3.68		4.99	9.98	10.97	2.20	2.20	2.20	3.85		5.23	10.45	11.50
	2.0kW	2.0kW	2.0kW	5.0kW		2.05	2.05	2.05	4.30		5.23	10.45	11.50	2.05	2.05	2.05	5.18		5.67	11.33	12.46
	2.0kW	2.0kW	2.0kW	6.0kW		1.79	1.79	1.79	5.44		5.40	10.80	13.18	1.95	1.95	1.95	5.95		5.90	11.80	13.57
	2.0kW	2.0kW	2.0kW	7.0kW		5.80	1.75	1.75	1.75		5.53	11.05	11.27	6.39	1.90	1.90	1.90		6.05	12.09	12.33
	2.0kW	2.0kW	2.6kW	2.6kW		2.10	2.10	2.73	2.73		4.83	9.66	10.63	2.20	2.20	2.86	2.86		5.06	10.12	11.13
	2.0kW	2.0kW	2.6kW	3.5kW		2.05	2.05	2.70	3.60		5.20	10.40	11.44	2.20	2.20	2.90	3.81		5.56	11.11	12.22
	2.0kW	2.0kW	2.6kW	5.0kW		1.90	1.90	2.50	4.37		5.34	10.67	11.74	2.10	2.10	2.80	4.83		5.92	11.83	13.02
	2.0kW	2.0kW	2.6kW	6.0kW		1.73	1.73	2.25	5.28		5.50	11.00	13.42	1.89	1.89	2.46	5.76		6.00	12.00	13.80
	2.0kW	2.0kW	2.6kW	7.0kW		5.86	1.75	1.75	2.20		5.78	11.56	11.79	6.11	1.95	1.95	2.50		6.26	12.51	12.76
	2.0kW	2.0kW	3.5kW	3.5kW		1.90	1.90	3.32	3.33		5.23	10.45	11.50	2.02	2.02	3.23	4.28		5.78	11.55	12.71
	2.0kW	2.0kW	3.5kW	5.0kW		1.80	1.80	3.20	4.45		5.63	11.25	12.38	2.02	2.02	3.40	4.69		6.06	12.13	13.34
	2.0kW	2.0kW	3.5kW	6.0kW		1.71	1.71	3.00	5.23		5.83	11.65	14.21	1.81	1.81	3.17	5.52		6.15	12.30	14.15
	2.0kW	2.0kW	5.0kW	5.0kW		1.85	1.85	4.10	4.10		5.95	11.90	12.14	1.90	1.90	4.40	4.40		6.30	12.60	12.85
	2.0kW	2.0kW	6.0kW	6.0kW		1.63	1.63	4.97	4.97		6.60	13.20	16.10	1.73	1.73	5.27	5.27		7.00	14.00	16.10
	2.0kW	2.6kW	2.6kW	2.6kW		2.13	2.72	2.72	2.72		5.15	10.29	10.50	2.20	2.86	2.86	2.86		5.39	10.78	11.00
	2.0kW	2.6kW	2.6kW	3.5kW		1.95	2.55	2.55	3.44		5.24	10.49	10.70	2.20	2.70	2.70	3.64		5.62	11.24	11.46
	2.0kW	2.6kW	2.6kW	5.0kW		1.90	2.50	2.50	4.08		5.49	10.98	11.20	2.10	2.50	2.50	4.73		5.92	11.83	12.07
	2.0kW	2.6kW	2.6kW	6.0kW		1.75	2.28	2.28	5.34		5.83	11.65	14.21	1.77	2.30	2.30	5.41		5.90	11.79	13.56
	2.0kW	2.6kW	3.5kW	3.5kW		1.90	2.45	3.22	3.22		5.39	10.79	11.00	2.13	2.70	3.50	3.50		5.92	11.83	12.07
	2.0kW	2.6kW	3.5kW	5.0kW		1.80	2.30	2.90	4.14		5.57	11.14	11.36	1.90	2.50	3.40	4.38		6.09	12.18	12.43
	2.0kW	2.6kW	3.5kW	6.0kW		1.73	2.25	3.03	5.28		6.15	12.30	15.01	1.85	2.40	3.23	5.63		6.55	13.10	15.07
	2.0kW	2.6kW	5.0kW	5.0kW		1.60	2.20	3.94	3.94		5.84	11.68	11.91	1.80	2.35	4.35	4.35		6.42	12.85	13.10
	2.0kW	2.6kW	6.0kW	6.0kW		1.57	2.04	4.79	4.79		6.60	13.20	16.10	1.67	2.17	5.08	5.08		7.00	14.00	16.10
	2.0kW	3.5kW	3.5kW	3.5kW		1.83	3.14	3.14	3.14		5.63	11.25	11.48	2.11	3.34	3.34	3.34		6.06	12.13	12.37
	2.0kW	3.5kW	3.5kW	5.0kW		1.80	3.10	3.10	3.90		5.95	11.90	12.14	1.90	3.20	3.20	4.30		6.30	12.60	12.85
	2.0kW	3.5kW	3.5kW	6.0kW		1.72	3.01	3.01	5.25		6.50	13.00	15.86	1.83	3.20	3.20	5.57		6.90	13.80	15.87
	2.6kW	2.6kW	2.6kW	2.6kW		2.58	2.57	2.57	2.58		5.15	10.30	10.50	2.52	2.52	2.52	2.53		5.04	10.09	10.29
	2.6kW	2.6kW	2.6kW	3.5kW		2.52	2.52	2.52	3.40		5.48	10.96	11.18	2.52	2.52	2.52	3.40		5.48	10.96	11.18
	2.6kW	2.6kW	2.6kW	5.0kW		2.40	2.40	2.40	4.06		5.63	11.26	11.49	2.60	2.60	2.60	4.62		6.21	12.42	12.66
	2.6kW	2.6kW	2.6kW	7.0kW		2.16	2.16	2.16	5.82		6.15	12.30	15.01	2.28	2.28	2.28	6.15		6.50	13.00	14.95
	2.6kW	2.6kW	3.5kW	3.5kW		2.30	2.30	3.07	3.07		5.37	10.74	10.95	2.52	2.52	3.40	3.39		5.92	11.83	12.07
	2.6kW	2.6kW	3.5kW	5.0kW		2.30	2.30	3.10	3.95		5.82	11.65	11.88	2.40	2.40	3.20	4.33		6.17	12.33	12.58
	2.6kW	3.5kW	3.5kW	3.5kW		2.32	2.94	2.94	2.94		5.57	11.14	11.36	2.40	3.13	3.13	3.13		5.90	11.79	12.03
	2.6kW	2.6kW	3.5kW	7.0kW		2.15	2.15	2.90	5.80		6.50	13.00	15.86	2.32	2.32	3.12	6.24		7.00	14.00	16.10
	2.6kW	2.6kW	2.6kW	6.0kW		2.19	2.19	2.19	5.13		5.85	11.70	14.27	2.39	2.39	2.39	5.62		6.40	12.80	14.72
	2.6kW	2.6kW	3.5kW	6.0kW		2.17	2.17	2.92	5.09		6.18	12.35	15.07	2.30	3.10	3.10	5.40		6.55	13.10	15.07
	2.6kW	3.5kW	3.5kW	5.0kW		2.19	2.95	2.95	4.21		6.15	12.30	15.01	2.33	3.14	3.14	4.49		6.55	13.10	15.07
	2.6kW	3.5kW	3.5kW	6.0kW		2.17	2.92	2.92	5.09		6.55	13.10	15.98	2.32	3.12	3.12	5.44		7.00	14.00	16.10
3.5kW	3.5kW	3.5kW	3.5kW		2.80	2.80	2.80	3.50		5.95	11.90	12.14	3.15	3.15	3.15	3.15		6.30	12.60	12.85	
3.5kW	3.5kW	3.5kW	5.0kW		2.94	2.94	2.94	4.19		6.50	13.00	15.86	3.12	3.12	3.12	4.45		6.90	13.80	15.87	
3.5kW	3.5kW	3.5kW	6.0kW		2.78	2.78	2.78	4.85		6.60	13.20	16.10	2.95	2.95	2.95	5.14		7.00	14.00	16.10	

Indoor Unit Combinations					Cooling					Heating											
Operation	Unit ID				Unit E	Capacity of each Indoor Unit (kW)				System Capacity (kW)			Capacity of each Indoor Unit (kW)				System Capacity (kW)				
	Unit A	Unit B	Unit C	Unit D		Room A	Room B	Room C	Room D	Room E	Min	Rated	Max	Room A	Room B	Room C	Room D	Room E	Min	Rated	Max
5 Units	2.0kW	2.0kW	2.0kW	2.0kW	2.0kW	2.02	2.02	2.02	2.02	2.02	5.25	10.50	11.03	2.20	2.20	2.20	2.20	2.20	5.50	11.00	11.55
	2.0kW	2.0kW	2.0kW	2.0kW	2.6kW	1.91	1.91	1.91	1.91	2.48	5.30	10.60	11.13	2.10	2.10	2.10	2.10	2.60	5.50	11.00	11.55
	2.0kW	2.0kW	2.0kW	2.0kW	3.5kW	1.95	1.95	1.95	1.95	3.47	5.64	11.27	11.83	2.10	2.10	2.10	2.10	3.33	5.87	11.73	12.32
	2.0kW	2.0kW	2.0kW	2.0kW	5.0kW	1.74	1.74	1.74	1.74	4.76	5.85	11.70	12.29	1.90	1.90	1.90	1.90	4.75	6.18	12.35	12.97
	2.0kW	2.0kW	2.0kW	2.0kW	6.0kW	1.71	1.71	1.71	1.71	5.22	6.04	12.07	13.88	1.82	1.82	1.82	1.82	5.54	6.40	12.80	14.72
	2.0kW	2.0kW	2.0kW	2.6kW	2.6kW	1.90	1.90	1.90	2.58	2.58	5.43	10.86	11.41	1.90	1.90	1.90	2.58	2.58	5.43	10.86	11.41
	2.0kW	2.0kW	2.0kW	2.6kW	3.5kW	1.90	1.90	1.90	2.50	3.30	5.75	11.50	12.07	1.90	1.90	1.90	2.50	3.30	5.75	11.50	12.07
	2.0kW	2.0kW	2.0kW	2.6kW	5.0kW	1.79	1.79	1.79	2.33	4.26	5.98	11.97	12.57	1.90	1.90	1.90	2.50	4.04	6.12	12.24	12.85
	2.0kW	2.0kW	2.0kW	2.6kW	6.0kW	1.65	1.65	1.65	2.14	5.02	6.05	12.10	13.92	1.74	1.74	1.74	2.26	5.31	6.40	12.80	14.72
	2.0kW	2.0kW	2.0kW	3.5kW	3.5kW	1.70	1.70	1.70	3.17	3.17	5.72	11.44	12.01	1.80	1.80	1.80	3.15	3.15	5.85	11.70	12.29
	2.0kW	2.0kW	2.0kW	3.5kW	3.5kW	1.80	1.80	1.80	3.15	3.15	5.85	11.70	13.46	1.83	1.83	1.83	3.20	3.20	5.94	11.88	13.66
	2.0kW	2.0kW	2.0kW	3.5kW	5.0kW	1.67	1.67	1.67	2.92	4.17	6.05	12.10	13.92	1.77	1.77	1.77	3.09	4.41	6.40	12.80	14.72
	2.0kW	2.0kW	2.0kW	3.5kW	6.0kW	1.56	1.56	1.56	2.73	4.75	6.08	12.15	13.97	1.69	1.69	1.69	2.96	5.16	6.60	13.20	15.18
	2.0kW	2.0kW	2.6kW	2.6kW	2.6kW	1.90	1.90	2.47	2.47	2.47	5.61	11.21	11.77	2.05	2.05	2.65	2.65	2.64	6.02	12.04	12.64
	2.0kW	2.0kW	2.6kW	2.6kW	3.5kW	1.80	1.80	2.40	2.40	3.03	5.72	11.43	12.00	1.90	1.90	2.50	2.50	3.27	6.03	12.07	12.67
	2.0kW	2.0kW	2.6kW	2.6kW	6.0kW	1.59	1.59	2.06	2.06	4.84	6.07	12.13	13.95	1.73	1.73	2.24	2.24	5.26	6.60	13.20	15.18
	2.0kW	2.0kW	2.6kW	3.5kW	3.5kW	1.70	1.70	2.30	2.93	2.93	5.78	11.56	12.14	1.80	1.80	2.30	3.17	3.17	6.12	12.24	12.85
	2.0kW	2.0kW	2.6kW	3.5kW	5.0kW	1.60	1.60	2.08	2.80	4.00	6.04	12.08	13.89	1.70	1.70	2.21	2.98	4.25	6.42	12.84	14.77
	2.0kW	2.0kW	2.6kW	3.5kW	6.0kW	1.50	1.50	1.95	2.63	4.58	6.08	12.15	13.97	1.64	1.64	2.13	2.86	4.99	6.63	13.25	15.24
	2.0kW	2.0kW	3.5kW	3.5kW																	

Combination Table

For outdoor unit: MON5H13B

Indoor Units	2.0kW	2.6kW	3.5kW	5.0kW	6.0kW	7.0kW
Wall Mounted	HINRP20MB	HINRP26MB	HINRP35MB	HINRP50MB	HINRP60MB	HINRP70MB
Slim Ducted		DINSD26MB	DINSD35MB	DINSD50MB		DINSD70MB

Indoor Unit Combinations						Cooling							Heating								
Operation	Unit ID					Capacity of each Indoor Unit (kW)					System Capacity (kW)			Capacity of each Indoor Unit (kW)					System Capacity (kW)		
	Unit A	Unit B	Unit C	Unit D	Unit E	Room A	Room B	Room C	Room D	Room E	Min	Rated	Max	Room A	Room B	Room C	Room D	Room E	Min	Rated	Max
1 Unit	2.0kW					2.91					1.74	2.9	3.77	2.92					1.75	2.92	3.80
	2.6kW					3.21					1.93	3.21	4.17	3.31					1.99	3.31	4.30
	3.5kW					3.69					2.21	3.69	4.80	3.71					2.23	3.71	4.82
	5.0kW					5.32					3.19	5.32	6.92	5.50					3.30	5.5	7.15
	6.0kW					6.27					3.76	6.27	7.52	6.34					3.80	6.34	7.61
	7.0kW					7.21					4.33	7.21	8.65	7.33					4.40	7.33	8.80
	2.0kW	2.0kW				2.30	2.30				2.76	4.60	5.98	2.40	2.40				2.88	4.80	6.24
2.0kW	2.6kW				2.45	2.69				3.08	5.14	6.68	2.50	2.70				3.12	5.20	6.76	
2.0kW	3.5kW				2.34	3.77				3.67	6.11	7.94	2.45	3.87				3.79	6.32	8.22	
2.0kW	5.0kW				2.30	5.60				4.74	7.90	10.27	2.43	5.68				4.87	8.11	10.54	
2.0kW	6.0kW				2.30	5.60				4.74	7.90	10.27	2.40	5.67				4.84	8.07	10.49	
2.0kW	7.0kW				2.32	7.11				5.66	9.43	12.26	2.50	7.21				5.83	9.71	12.62	
2 Units	2.6kW	2.6kW				2.78	2.78				3.34	5.56	7.23	2.90	2.90			3.48	5.80	7.54	
	2.6kW	3.5kW				2.72	3.65				3.82	6.37	8.28	2.74	3.80			3.92	6.54	8.50	
	2.6kW	5.0kW				2.70	5.50				4.92	8.20	10.66	2.76	5.56			4.99	8.32	10.82	
	2.6kW	6.0kW				2.68	6.40				5.45	9.08	11.80	2.76	6.54			5.58	9.30	12.09	
	2.6kW	7.0kW				2.65	7.40				6.03	10.05	13.07	2.67	7.43			6.06	10.10	13.13	
	3.5kW	3.5kW				3.80	3.80				4.56	7.60	9.88	3.98	3.98			4.78	7.96	10.35	
	3.5kW	5.0kW				3.74	5.40				5.48	9.14	11.88	3.89	5.60			5.69	9.49	12.34	
	3.5kW	6.0kW				3.66	6.30				4.98	9.96	11.95	3.86	6.70			6.34	10.56	13.73	
	3.5kW	7.0kW				3.55	7.90				5.73	11.45	13.74	3.65	8.20			5.93	11.85	14.22	
	5.0kW	5.0kW				5.80	5.80				5.80	11.60	13.92	6.10	6.10			6.10	12.20	14.64	
	5.0kW	6.0kW				5.78	6.80				6.29	12.58	15.10	5.90	6.90			6.40	12.80	15.36	
	5.0kW	7.0kW				5.70	7.40				6.55	13.10	15.72	5.90	7.60			6.75	13.50	16.20	
	6.0kW	6.0kW				6.79	6.60				6.70	13.39	16.07	6.90	6.70			6.80	13.60	16.32	
	6.0kW	7.0kW				6.60	7.80				7.20	14.40	17.28	6.65	7.89			7.27	14.54	17.45	
7.0kW	7.0kW				7.30	7.30				7.30	14.60	17.52	7.34	7.34			7.34	14.68	17.62		
3 Units	2.0kW	2.0kW	2.0kW			2.23	2.23	2.23			3.35	6.69	8.03	2.50	2.50	2.50			3.75	7.50	9.00
	2.0kW	2.0kW	2.6kW			2.22	2.22	2.89			4.40	7.33	9.53	2.54	2.54	2.80			4.73	7.88	10.24
	2.0kW	2.0kW	3.5kW			2.20	2.20	3.68			4.85	8.08	10.50	2.54	2.54	3.75			5.30	8.83	11.48
	2.0kW	2.0kW	5.0kW			2.20	2.20	5.70			6.06	10.10	13.13	2.52	2.52	5.60			6.38	10.64	13.83
	2.0kW	2.0kW	6.0kW			2.21	2.21	6.60			6.61	11.02	14.33	2.52	2.52	6.40			6.86	11.44	14.87
	2.0kW	2.0kW	7.0kW			2.20	2.20	7.30			7.02	11.70	15.21	2.52	2.52	7.30			7.40	12.34	16.04
	2.0kW	2.6kW	2.6kW			2.20	2.70	2.70			4.56	7.60	9.88	2.50	2.60	2.70			4.68	7.80	10.14
	2.0kW	2.6kW	3.5kW			2.20	2.68	3.67			5.13	8.55	11.12	2.43	2.65	3.56			5.18	8.64	11.23
	2.0kW	2.6kW	5.0kW			2.20	2.68	5.30			6.11	10.18	13.23	2.34	2.65	5.30			6.17	10.29	13.38
	2.0kW	2.6kW	6.0kW			2.20	2.66	6.50			6.82	11.36	14.77	2.34	2.65	6.20			6.71	11.19	14.55
	2.0kW	2.6kW	7.0kW			2.20	2.65	7.20			7.23	12.05	15.67	2.30	2.63	7.20			7.28	12.13	15.77
	2.0kW	3.5kW	3.5kW			2.16	3.54	3.55			5.55	9.25	12.03	2.30	3.40	3.40			5.46	9.10	11.83
	2.0kW	3.5kW	5.0kW			2.20	2.50	5.40			6.06	10.10	13.13	2.32	3.65	5.32			6.77	11.29	14.68
	2.0kW	3.5kW	6.0kW			2.20	3.60	6.40			7.32	12.20	15.86	2.23	3.53	6.35			7.27	12.11	15.74
	2.0kW	3.5kW	7.0kW			2.15	3.53	7.20			7.73	12.88	16.74	2.23	3.53	7.40			7.90	13.16	17.11
	2.0kW	5.0kW	5.0kW			2.15	5.30	5.30			7.65	12.75	16.58	2.43	5.30	5.30			7.82	13.03	16.94
	2.0kW	5.0kW	6.0kW			2.14	5.30	6.40			8.30	13.84	17.99	2.30	5.30	6.23			8.30	13.83	17.98
	2.0kW	5.0kW	7.0kW			2.14	5.30	7.20			8.78	14.64	19.03	2.30	5.34	7.32			8.98	14.96	19.45
	2.0kW	6.0kW	6.0kW			2.13	6.36	6.36			8.91	14.85	19.31	2.40	6.32	6.32			9.02	15.04	19.55
	2.0kW	6.0kW	7.0kW			2.13	6.30	7.20			9.38	15.63	20.32	2.30	6.34	7.23			9.52	15.87	20.63
	2.0kW	7.0kW	7.0kW			2.12	7.20	7.20			9.91	16.52	21.48	2.20	7.30	7.30			10.08	16.80	21.84
	2.6kW	2.6kW	2.6kW			2.70	2.70	2.70			4.86	8.10	10.53	2.65	2.65	2.65			4.77	7.95	10.34
	2.6kW	2.6kW	3.5kW			2.68	2.68	3.70			5.44	9.06	11.78	2.68	2.68	3.63			5.39	8.99	11.69
	2.6kW	2.6kW	5.0kW			2.68	2.68	5.30			6.40	10.66	13.86	2.67	2.67	5.40			6.44	10.74	13.96
	2.6kW	2.6kW	6.0kW			2.65	2.65	6.30			6.96	11.60	15.08	2.67	2.67	6.40			7.04	11.74	15.26
	2.6kW	2.6kW	7.0kW			2.65	2.65	7.20			7.50	12.50	16.25	2.54	2.54	7.30			7.43	12.38	16.09
	2.6kW	3.5kW	3.5kW			2.64	3.53	3.53			5.82	9.70	12.61	2.64	3.56	3.56			5.86	9.76	12.69

Indoor Unit Combinations						Cooling						Heating									
Operation	Unit ID					Capacity of each Indoor Unit (kW)					System Capacity (kW)			Capacity of each Indoor Unit (kW)					System Capacity (kW)		
	Unit A	Unit B	Unit C	Unit D	Unit E	Room A	Room B	Room C	Room D	Room E	Min	Rated	Max	Room A	Room B	Room C	Room D	Room E	Min	Rated	Max
3 Units	2.6kW	3.5kW	5.0kW			2.64	3.53	5.30			6.88	11.47	14.91	2.44	3.55	5.34			6.80	11.33	14.73
	2.6kW	3.5kW	6.0kW			2.62	3.53	6.20			7.41	12.35	16.06	2.65	3.54	6.22			7.45	12.41	16.13
	2.6kW	3.5kW	7.0kW			2.62	3.53	7.30			8.07	13.45	17.49	2.65	3.52	7.30			8.08	13.47	17.51
	2.6kW	5.0kW	5.0kW			2.62	5.30	5.30			7.93	13.22	17.19	2.63	5.32	5.32			7.96	13.27	17.25
	2.6kW	5.0kW	6.0kW			2.63	5.30	6.20			8.48	14.13	18.37	2.64	5.32	6.30			8.56	14.26	18.54
	2.6kW	5.0kW	7.0kW			2.62	5.30	7.30			9.13	15.22	19.79	2.64	5.40	7.40			9.26	15.44	20.07
	2.6kW	6.0kW	6.0kW			2.62	6.30	6.30			9.13	15.22	19.79	2.65	6.32	6.32			9.17	15.29	19.88
	2.6kW	6.0kW	7.0kW			2.63	6.40	7.20			9.74	16.23	21.10	2.67	6.32	7.30			9.77	16.29	19.55
	2.6kW	7.0kW	7.0kW			2.62	7.20	7.20													

Indoor Unit Combinations					Cooling					Heating											
Operation	Unit ID				Capacity of each Indoor Unit (kW)					System Capacity (kW)											
	Unit A	Unit B	Unit C	Unit D	Unit E	Room A	Room B	Room C	Room D	Room E	Min	Rated	Max	Room A	Room B	Room C	Room D	Room E	Min	Rated	Max
4 Units	2.6kW	3.5kW	3.5kW	5.0kW		2.62	3.53	3.53	5.30		8.99	14.98	19.47	2.64	3.52	3.52	5.30		8.99	14.98	19.47
	2.6kW	3.5kW	3.5kW	6.0kW		2.62	3.53	3.53	6.30		9.59	15.98	20.77	2.64	3.52	3.52	6.34		9.61	16.02	20.83
	2.6kW	3.5kW	3.5kW	7.0kW		2.62	3.53	3.53	7.20		10.13	16.88	21.94	2.64	3.52	3.52	7.32		10.20	17.00	22.10
	3.5kW	3.5kW	3.5kW	3.5kW		3.52	3.52	3.52	3.52		8.45	14.08	16.90	3.54	3.54	3.54	3.54		8.50	14.16	18.41
	3.5kW	3.5kW	3.5kW	5.0kW		3.52	3.52	3.52	5.20		9.46	15.76	18.91	3.54	3.54	3.54	5.30		9.55	15.92	19.10
	3.5kW	3.5kW	3.5kW	6.0kW		3.52	3.52	3.52	6.32		10.13	16.88	20.26	3.54	3.54	3.54	6.30		10.15	16.92	20.30
3.5kW	3.5kW	3.5kW	7.0kW		3.52	3.52	3.52	7.22		10.67	17.78	21.34	3.54	3.54	3.54	7.20		10.69	17.82	21.38	
5 Units	2.0kW	2.0kW	2.0kW	2.0kW	2.0kW	2.20	2.20	2.20	2.20	2.20	6.60	11.00	13.20	2.30	2.30	2.30	2.30	2.30	6.90	11.50	14.95
	2.0kW	2.0kW	2.0kW	2.0kW	2.6kW	2.20	2.20	2.20	2.20	2.64	6.86	11.44	14.87	2.30	2.30	2.30	2.30	2.64	7.10	11.84	15.39
	2.0kW	2.0kW	2.0kW	2.0kW	3.5kW	2.20	2.20	2.20	2.20	3.53	7.40	12.33	16.03	2.30	2.30	2.30	2.30	3.53	7.64	12.73	16.55
	2.0kW	2.0kW	2.0kW	2.0kW	5.0kW	2.20	2.20	2.20	2.20	5.23	8.42	14.03	18.24	2.30	2.30	2.30	2.30	5.53	8.84	14.73	19.15
	2.0kW	2.0kW	2.0kW	2.0kW	6.0kW	2.20	2.20	2.20	2.20	6.32	9.07	15.12	19.66	2.30	2.30	2.30	2.30	6.34	9.32	15.54	20.20
	2.0kW	2.0kW	2.0kW	2.0kW	7.0kW	2.20	2.20	2.20	2.20	7.21	9.61	16.01	20.81	2.30	2.30	2.30	2.30	7.21	9.85	16.41	21.33
	2.0kW	2.0kW	2.0kW	2.6kW	2.6kW	2.15	2.15	2.15	2.63	2.63	7.03	11.71	15.22	2.30	2.30	2.30	2.63	2.63	7.30	12.16	15.81
	2.0kW	2.0kW	2.0kW	2.6kW	3.5kW	2.15	2.15	2.15	2.63	3.52	7.56	12.60	16.38	2.30	2.30	2.30	2.63	3.52	7.83	13.05	16.97
	2.0kW	2.0kW	2.0kW	2.6kW	5.0kW	2.15	2.15	2.15	2.63	5.24	8.59	14.32	18.62	2.30	2.30	2.30	2.63	5.32	8.91	14.85	19.31
	2.0kW	2.0kW	2.0kW	2.6kW	6.0kW	2.15	2.15	2.15	2.63	6.22	9.18	15.30	19.89	2.30	2.30	2.30	2.63	6.32	9.51	15.85	20.61
	2.0kW	2.0kW	2.0kW	2.6kW	7.0kW	2.15	2.15	2.15	2.63	7.21	9.77	16.29	21.18	2.30	2.30	2.30	2.63	7.30	10.10	16.83	21.88
	2.0kW	2.0kW	2.0kW	3.5kW	3.5kW	2.15	2.15	2.15	3.53	3.53	8.11	13.51	17.56	2.20	2.20	2.20	3.53	3.53	8.20	13.66	17.76
	2.0kW	2.0kW	2.0kW	3.5kW	5.0kW	2.15	2.15	2.15	3.53	5.32	9.18	15.30	19.89	2.20	2.20	2.20	3.52	5.20	9.19	15.32	19.92
	2.0kW	2.0kW	2.0kW	3.5kW	6.0kW	2.15	2.15	2.15	3.53	6.24	9.73	16.22	21.09	2.20	2.20	2.20	3.52	6.30	9.85	16.42	21.35
	2.0kW	2.0kW	2.0kW	3.5kW	7.0kW	2.15	2.15	2.15	3.53	7.22	10.32	17.20	22.36	2.20	2.20	2.20	3.52	7.20	10.39	17.32	22.52
	2.0kW	2.0kW	2.6kW	2.6kW	2.6kW	2.12	2.12	2.63	2.63	2.63	7.28	12.13	15.77	2.14	2.14	2.64	2.64	2.64	7.32	12.20	15.86
	2.0kW	2.0kW	2.6kW	2.6kW	3.5kW	2.12	2.12	2.63	2.63	3.52	7.81	13.02	16.93	2.14	2.14	2.64	2.64	3.52	7.85	13.08	17.00
	2.0kW	2.0kW	2.6kW	2.6kW	5.0kW	2.12	2.12	2.63	2.63	5.23	8.84	14.73	19.15	2.14	2.14	2.64	2.64	5.30	8.92	14.86	19.32
	2.0kW	2.0kW	2.6kW	2.6kW	6.0kW	2.12	2.12	2.63	2.63	6.22	9.43	15.72	20.44	2.14	2.14	2.64	2.64	6.12	9.41	15.68	20.38
	2.0kW	2.0kW	2.6kW	2.6kW	7.0kW	2.12	2.12	2.63	2.63	7.32	10.09	16.82	21.87	2.14	2.14	2.64	2.64	7.32	10.13	16.88	21.94
	2.0kW	2.0kW	2.6kW	3.5kW	3.5kW	2.11	2.11	2.63	3.54	3.54	8.36	13.93	18.11	2.13	2.13	2.64	3.52	3.52	8.36	13.94	18.12
	2.0kW	2.0kW	2.6kW	3.5kW	5.0kW	2.11	2.11	2.63	3.54	5.32	9.43	15.71	20.42	2.13	2.13	2.64	3.52	5.20	9.37	15.62	20.31
	2.0kW	2.6kW	2.6kW	2.6kW	2.6kW	2.11	2.62	2.62	2.62	2.62	7.55	12.59	16.37	2.30	2.62	2.62	2.62	2.62	7.67	12.78	16.61
	2.0kW	2.6kW	2.6kW	2.6kW	3.5kW	2.11	2.62	2.62	2.62	3.53	8.10	13.50	17.55	2.30	2.62	2.62	2.62	3.52	8.21	13.68	17.78
	2.0kW	2.6kW	2.6kW	2.6kW	5.0kW	2.11	2.62	2.62	2.62	5.32	9.17	15.29	19.88	2.30	2.62	2.62	2.62	5.30	9.28	15.46	20.10
	2.0kW	2.6kW	2.6kW	2.6kW	6.0kW	2.11	2.62	2.62	2.62	6.32	9.77	16.29	21.18	2.30	2.62	2.62	2.62	6.20	9.82	16.36	21.27
	2.0kW	2.6kW	2.6kW	2.6kW	7.0kW	2.11	2.62	2.62	2.62	7.23	10.32	17.20	22.36	2.30	2.62	2.62	2.62	7.21	10.42	17.37	22.58
	2.0kW	2.6kW	2.6kW	3.5kW	3.5kW	2.10	2.62	2.62	3.52	3.52	8.63	14.38	18.69	2.12	2.62	2.62	3.52	3.52	8.64	14.40	18.72
	2.0kW	2.6kW	2.6kW	3.5kW	5.0kW	2.10	2.62	2.62	3.52	5.32	9.71	16.18	21.03	2.12	2.62	2.62	3.52	5.20	9.65	16.08	20.90
	2.0kW	2.6kW	3.5kW	3.5kW	3.5kW	2.10	2.61	3.52	3.52	3.52	9.16	15.27	19.85	2.12	2.62	3.51	3.51	3.51	9.16	15.27	19.85
	2.0kW	2.6kW	3.5kW	3.5kW	5.0kW	2.10	2.61	3.52	3.52	5.32	10.24	17.07	22.19	2.12	2.62	3.51	3.51	5.20	10.18	16.96	22.05
	2.0kW	2.0kW	3.5kW	3.5kW	3.5kW	2.10	2.10	3.52	3.52	3.52	8.86	14.76	19.19	2.10	2.10	3.52	3.52	3.52	8.86	14.76	19.19
	2.0kW	2.0kW	3.5kW	3.5kW	5.0kW	2.10	2.10	3.52	3.52	5.20	9.86	16.44	21.37	2.10	2.10	3.52	3.52	5.23	9.88	16.47	21.41
	2.0kW	2.0kW	3.5kW	3.5kW	6.0kW	2.10	2.10	3.52	3.52	6.20	10.46	17.44	22.67	2.10	2.10	3.52	3.52	6.21	10.47	17.45	22.69
	2.0kW	2.0kW	3.5kW	3.5kW	7.0kW	2.10	2.10	3.52	3.52	7.30	11.12	18.54	24.10	2.10	2.10	3.52	3.52	7.12	11.02	18.36	23.87
	2.0kW	2.0kW	3.5kW	5.0kW	5.0kW	2.20	2.20	3.54	5.30	5.30	11.12	18.54	24.10	2.11	2.11	3.52	5.21	5.21	10.90	18.16	23.61
	2.0kW	2.0kW	2.0kW	5.0kW	5.0kW	2.20	2.20	2.20	5.20	5.20	10.20	17.00	22.10	2.12	2.12	2.12	5.22	5.22	10.08	16.80	21.84
	2.0kW	2.0kW	2.0kW	5.0kW	6.0kW	2.20	2.20	2.20	5.30	6.20	10.86	18.10	23.53	2.10	2.10	2.10	5.32	6.20	10.69	17.82	23.17
	2.0kW	2.0kW	2.0kW	5.0kW	7.0kW	2.20	2.20	2.20	5.23	7.21	11.42	19.04	24.75	2.13	2.13	2.13	5.21	7.10	11.22	18.70	24.31
	2.0kW	2.0kW	2.6kW	3.5kW	7.0kW	2.30	2.30	2.62	3.52	7.11	10.71	17.85	23.21	2.10	2.10	2.62	3.51	7.21	10.52	17.54	22.80
	2.0kW	2.6kW	2.6kW	3.5kW	7.0kW	2.22	2.63	2.63	3.53	7.11	10.87	18.12	23.56	2.10	2.62	2.62	3.52	7.20	10.84	18.06	23.48
	2.0kW	2.6kW	3.5kW	3.5kW	7.0kW	2.21	2.63	3.51	3.51	7.10	11.38	18.96	24.65	2.10	2.62	3.53	3.53	7.32	11.46	19.10	24.83
2.0kW	2.6kW	3.5kW	5.0kW	5.0kW	2.20	2.61	3.52	5.32	5.32	11.38	18.97	24.66	2.00	2.62	3.51	5.20	5.20	11.12	18.53	24.09	
2.0kW	3.5kW	3.5kW	3.5kW	3.5kW	2.00	3.54	3.54	3.54	3.54	9.70	16.16	21.01	2.10	3.52	3.52	3.52	3.52	9.71	16.18	21.03	
2.0kW	3.5kW	3.5kW	3.5kW	5.0kW	2.00	3.54	3.54	3.54	5.30	10.75	17.92	23.30	2.12	3.52	3.52	3.52	5.21	10.73	17.89	23.26	
2.6kW	2.6kW	2.6kW	2.6kW	5.0kW	2.64	2.64	2.64	2.64	5.20	9.46	15.76	18.91	2.62	2.62	2.62	2.62	5.30	9.47	15.78	20.51	
2.6kW	2.6kW	2.6kW	2.6kW	7.0kW	2.64	2.64	2.64	2.64	7.20	10.66	17.76	21.31	2.62	2.62	2.62	2.62	7.20	10.61	17.68	21.22	
2.6kW	2.6kW	2.6kW	3.5kW	3.5kW	2.64	2.64	2.64	3.53	3.53	8.99	14.98	17.98	2.62	2.62	2.62	3.53	3.53	8.95	14.92	17.90	
2.6kW	2.6kW	2.6kW	3.5kW	5.0kW	2.64	2.64	2.64	3.53	5.20	9.99	16.65	19.98	2.62	2.62	2.62	3.53	5.20	9.95	16.59	19.91	
2.6kW	2.6kW	2.6kW	2.6kW	2.6kW	2.64	2.64	2.64	2.64	2.64	7.92	13.20	15.84	2.63	2.63	2.63	2.63	2.63	7.89	13.15	15.78	
2.6kW	2.6kW	2.6kW	2.6kW	3.5kW	2.64	2.64	2.64	2.64	3.50	8.44	14.06	16.87	2.63	2.63	2.63	2.63	3.53	8.43	14.05	16.86	
2.6kW	2.6kW	2.6kW	3.5kW	7.0kW	2.64	2.64	2.64	3.52	7.10	11.12	18.54	22.25	2.62	2.62	2.62	3.51	7.20	11.14	18.57	22.28	
2.6kW	2.6kW	2.6kW	5.0kW	5.0kW	2.64	2.64	2.64	5.10	5.10	10.87	18.12	21.74	2.62	2.62	2.62	5.30	5.30	11.08	18.46	22.15	
2.6kW	3.5kW	3.5kW	3.5kW	3.5kW	2.62	3.53	3.53	3.53	3.53	10.04	16.74	20.09	2.62	3.53	3.53	3.53	3.53	10.04	16.74	20.09	
2.6kW	3.5kW	3.5kW																			

Rinnai Australia Pty Ltd

ABN 74 005 138 769

100 Atlantic Drive,
Keysborough, Victoria 3173

For further information
call 1300 555 545 or visit
rinnai.com.au

Rinnai