

SAMSUNG



Free Joint Multi (FJM) Air Conditioning

Experience ultimate comfort with our multi-split systems


More than a trusted air conditioning solution

Home is a place full of wonderful moments. At Samsung, we imagine all sorts of innovative ways to improve how your home functions and help it run smoothly – giving you the space you deserve. We are proud to say Samsung products are designed to be intuitive and fit seamlessly into your life. Samsung air conditioners have been designed with the same passion for innovation and quality that has helped make Samsung one of the world's top electronics producers and one of the Interbrand 2021 Best Global Brands.

Samsung air conditioning systems are held in high esteem, used in apartments, housing, shopping centres, airports, stadiums and hotels around the world. Samsung continues to invest heavily in research and development, performance testing and quality control to deliver quality air conditioning systems to market.



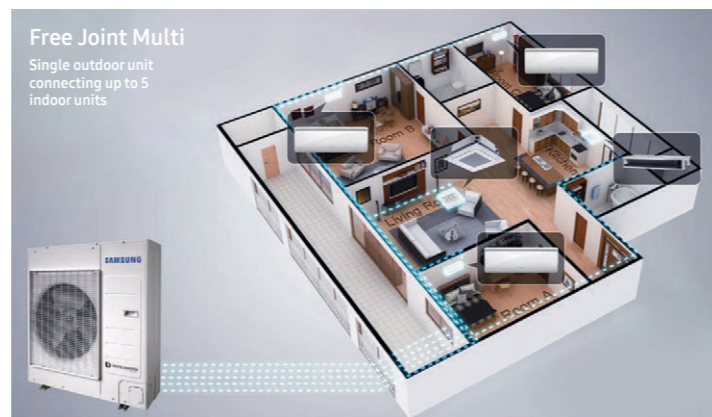
*Source: Interbrand Best Global Brands 2021 rankings.



Experience ultimate comfort with efficient performance

Samsung Free Joint Multi (FJM) Air Conditioning systems are designed to be flexible – allowing you to heat or cool multiple areas in your home from the one air conditioning system. An FJM System consists of three main components: an outdoor unit, compatible indoor unit(s) and a controller.*

The flexibility of our FJM systems means that you can have up to 5 indoor units connected to a singular outdoor unit. They are compatible with a variety of indoor types, so you can choose the combination that suits you best. You can also set different temperatures on each indoor unit.#



Controllers

The stylish and intuitive controller makes it easy to select your desired temperature and fan speeds. Some controller models also include many features such as LCD backlighting and time scheduling.



Outdoor unit

The outdoor unit contains the Samsung Smart Inverter technology which circulates refrigerant to the indoor unit and back again. The unit also contains a heat exchanging coil and a fan which blows air across the coil.



Indoor unit

An FJM system allows you to choose the combination of indoor units that best suit your needs. The indoor unit cools or warms the air in your home via a heating coil. A fan then gently blows the conditioned air through the room.



* Excluding optional accessories. # The system must run in either cooling or heating mode but not both modes at the same time.

Silent and powerful cooling and heating



Image simulated for illustrative purposes only.

Efficiency

Samsung FJM units are designed to fit your needs to maximise efficiency. By utilising digital inverter technology, these systems intelligently vary power and running speed.

Easy installation


Installation is a breeze with Samsung FJM units, thanks to the compact size, 5-port design and auto addressing.

Reliable performance

The twin rotary BLDC compressor ensures comfortable and reliable performance throughout the year.


Silent comfort

Innovative sine wave controller technology combined with double-layered sound insulation means Samsung FJM units produce less sound, without sacrificing power.



Automatically save energy and money

Digital Inverter Technology allows you to save money every day with highly energy-efficient self-adjusting air conditioning. FJM compressors automatically adjust their speed in response to changes in room temperature, and reduce energy consumption by up to 60%.*



* Based on Samsung's internal test results compared with the Samsung AQV09TWS model. Individual results may vary.

Easy installation frees up space, time and money

Fits in small places and covers large spaces





Compact size

The small dimensions of the FJM outdoor unit make it simple to install, so it can fit into more places. Samsung's low profile outdoor models can be located out on the balcony – allowing for installation under a window without sacrificing your view.

Connect to more indoor units than ever

The FJM's 5 port design (outdoor model AJ100 and AJ125) means that a single outdoor unit can connect up to five indoor units, so you can keep the building exterior clean and neat.



Easy one-touch setup

The FJM system features auto addressing, allowing you to connect multiple indoor units with one touch. This mode enables the outdoor unit to automatically check the connections and gives the address numbers of connected indoor units, simplifying the set-up process.

Designed for reliability and comfort



Reliable performance

The smart compressor design and premium moving parts of the Samsung FJM Air Conditioning system deliver a balanced, reliable performance. Enjoy greater efficiency, low levels of vibration and a smoother, quieter all-round performance with a twin rotary BLDC compressor.

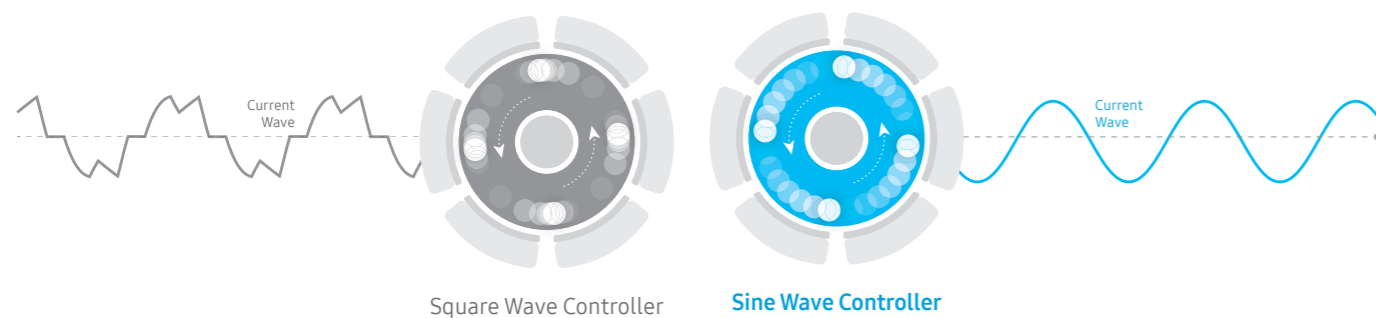


Twin Rotary Compressor

BLDC Motor

Silent comfort

Feel more relaxed as superior insulation and low vibration combine to create a more comfortable atmosphere. The Samsung FJM Air Conditioning system minimises noise via a Sine Wave Controller, which produces smoother vibrations as compared to traditional Square Wave Controllers. Also featuring double-layered sound insulation material, this unit operates quietly* and discreetly all year round.



Square Wave Controller

Sine Wave Controller

* Based on Samsung's internal test results compared with the Samsung AQV09TWS model. Individual results may vary.

GEO WindFree™ Wall Mount (AR9500)

Stay comfortable cool with WindFree™ Cooling



Keep cool without feeling the cold


Cool down fast, without the cold blast. WindFree™ Cooling is designed to gently and quietly disperse air through 23,000 micro air holes, creating a “still air” environment and preventing the unpleasant feeling of cold wind on your skin. The advanced airflow structure also means it cools a wider and larger area more evenly.



23,000
Micro Air Holes

Supporting a restful night's sleep

The WindFree™ Good Sleep mode can help you to create the ideal sanctuary for sleeping – without an unpleasant cold airflow. Its temperature control with WindFree™ Cooling can help you to set the environment for a night of deep, comfortable sleep to wake up feeling fully refreshed.



Cool down faster with Fast Cooling

Digital Inverter Boost technology cools the air 43% faster.* Its advanced design also has a 15% larger fan, 18% wider inlet and 31% wider blade. This means air is dispersed farther and wider, reaching up to 15 metres.**

* Tested on the AR12TXCAWKEU model compared with the Samsung conventional model AQ12EASER.

** Tested on the AR24TXFAWKNEU model.

GEO Wall Mount (AR5500)

A high-performance air conditioner for all seasons

Fast Cooling

Samsung GEO Air Conditioners feature innovative cooling technology to cool your space fast, and at the same time minimise energy consumption. The advanced design consists of a large fan unit, wide air intake area and a wide blade to help disperse the conditioned air far and wide.



Image simulated for illustrative purposes only. Tested on the AR12TXCAAWKEU model compared with the Samsung conventional model AQ12EASER.

Protect against airborne contaminants

The Easy Filter Plus is located at the top of the unit and can easily be removed for cleaning. The filter is made of a dense mesh, effective in capturing dust, helping to keep the indoor unit heat exchanger clean and operate efficiently. Its anti-bacterial coating is designed to help you protect against airborne contaminants.




Image simulated for illustrative purposes only, product image may be different from actual one.

Control your climate for the perfect night's sleep

Good sleep mode automatically adjusts the airflow direction and fan speed to provide a pre-set comfortable temperature at any time you choose.



^ Tested in Korea Test Lab (FITI). Data was measured under specific testing conditions and may vary depending on environmental factors and individual use. Illustrative image simulated.

WindFree™ 1-Way Cassette

Simply fits into a slim ceiling space. Efficiently cools with no cold wind.



Image simulated for illustrative purposes only.


Stay comfortably cool with WindFree™ Cooling

Cool down fast, without the cold blast. WindFree™ Cooling is designed to gently and quietly disperse air through 10,000 micro air holes, creating a “still air” environment and preventing the unpleasant feeling of cold wind on your skin. The advanced airflow structure also means it cools a wider and larger area more evenly.



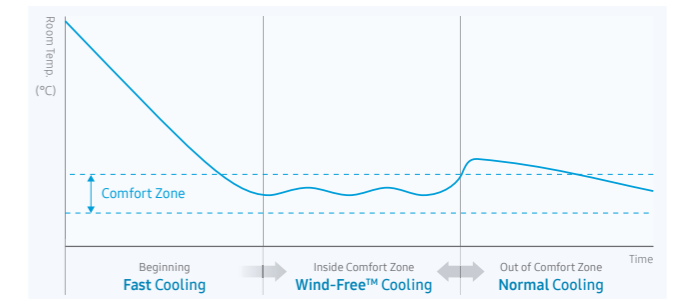
Auto Swing means 1-Way cools every corner evenly

The Auto Swing function automatically expels cool air with both left-right and up-down functionality. Unlike conventional 1-way systems, adjusting wind direction with the 1-Way Cassette is a breeze.



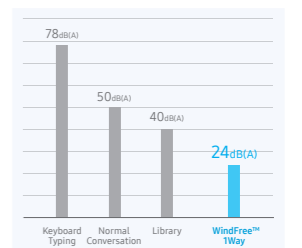
Enjoy automatic comfort with Smart Comfort Operation*

The 1-Way Cassette continually monitors the temperature and relative humidity while considering the room conditions. It then automatically switches between operating modes to keep everyone feeling comfortable without needing to take manual control.



Quiet operation at all hours

The 1-Way Cassette is ideal for any place you sleep, relax or concentrate. With sound levels as low as 24 dBA#, you won't get disturbed by unpleasant noise.



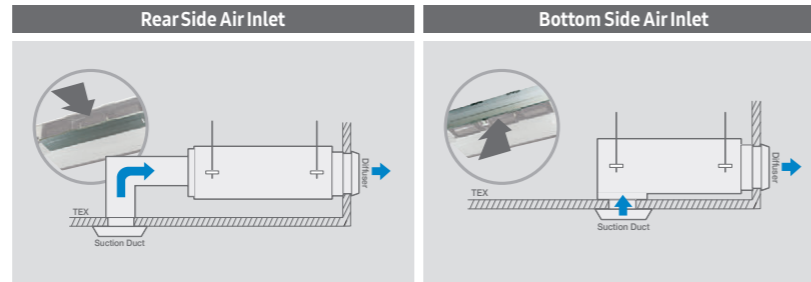
* Available in WindFree™ mode. * Based on internal testing of a 3.6kW model when set to WindFree™ mode. Results may vary depending on environmental factors and individual use.

Slim Duct

Fits into many different spaces

2-way Air Inlet

The Slim Duct features a 2-way air inlet – bottom or rear – that gives you more flexibility with installation locations.



Delivers comfort with easy maintenance

Enhance the look and feel of almost any place with the elegant and unobtrusive Samsung Slim Duct. Thanks to its slim and compact design (199mm height x 700mm width x 440mm depth),* it can be discretely concealed in most locations. Best of all, installation, maintenance and repair are quick and easy, making Slim Duct the ideal solution for most rooms.

* 2.6kW and 3.5kW models.



Controls to meet your needs*

*All controllers shown are sold separately.



MWR-WG00JN UX Wired Controller

- Colour LCD display with backlight
- Intuitive user interface
- Simple navigational control panel
- Current date and time setting
- Programmable yearly scheduling and holiday scheduling
- Energy usage monitoring
- Built-in wireless receiver, can be used with AR-EH03E wireless controller
- Built-in room temperature sensor



MWR-SH11N LED Touch Screen Wired Controller

- Touch screen display with backlight
- Simple functionality control
- Outing function; maintains room at preset conditions
- Lock functionality options
- On/off count down timer
- Built-in wireless receiver, can be used with AR-EH03E wireless controller
- Built-in room temperature sensor



MWR-WE13N Standard Wired Controller

- Touch button controller, display with backlight
- Lock functionality options
- Current date and time setting
- Weekly scheduler and exception day setting
- Filter cleaning alert indicator
- Built-in room temperature sensor



AR-EH03E Wireless Controller

- Simple functionality control
- On/off count down timer
- Filter cleaning alert indicator
- Use with MRK-A10N wireless controller receiver



MIM-B14 External Contact Interface Module

- Indoor unit on/off control by external contact to key card, push button timer, sensor, etc.
- Output contact to relay for outside air fan connection




Images are for illustrative purposes. Product images may be different to actual product, product size varies depending on model.

Control your smart home with an app

The Wi-Fi kit helps you to control your air conditioner, Samsung TV, appliances and other compatible smart devices. All you need to do is download the Samsung SmartThings App* to easily check the list of connected compatible devices, name and status.

*Wi-Fi enabled control requires a wireless router. Wi-Fi enabled control is compatible with selected Android™ and iOS Smartphone and requires Samsung SmartThings App, downloaded from Play Store, Galaxy Apps and iTunes Store. Internet connection required. Data charges may apply. Android is a trademark of Google Inc. iOS is a trademark or registered trademark of Cisco in the U.S. and other countries and is used under licence. iTunes is a trademark of Apple Inc., registered in the U.S. and other countries. Products are sold separately. Images and screen displays are for illustrative purposes.



Wi-Fi Kit (MIM-H04AN)
(Sold separately)

Outdoor unit range

The Samsung Free Joint Multi (FJM) air conditioning system combines efficiency and reliability to deliver outstanding performance in a space-saving design. Supporting up to five indoor units, the FJM is a perfectly optimised cooling system for residences and smaller buildings with limited installation space.



Model			AJ050TXJ2KH/EA	AJ068TXJ3KH/EA	AJ080TXJ4KH/EA	AJ100TXJ5KH/EA	AJ125TXJ5KH/EA
Refrigerant			R410A				
Power Supply		(Ø,V, Hz)	1, 220-240, 50				
Rated Capacity	Cooling	(kW)	5.0	6.8	8.0	10.0	12.5
	Heating	(kW)	5.7	8.0	9.0	12.0	13.5
Connectable number of indoor units		Maximum	2	3	4	5	5
Efficiency ratio	EER - Cooling		3.79	3.40	3.36	3.45	3.16
	COP - Heating		4.22	4.19	4.23	4.10	3.90
Current	MCA	(A)	11.9	15.2	18.2	25.0	34.0
	MFA	(A)	13.8	17.5	20.8	28.8	40.0
Sound Pressure	Cooling	dB(A)	46	48	48	54	52
	Heating	dB(A)	48	50	70	55	54
Sound Power		dB(A)	61	64	64	70	70
Piping, connections	Liquid Pipe	Φ, mm x EA	6.35 x 2	6.35 x 3	6.35 x 4	6.35 x 5	6.35 x 5
		Φ, inch x EA	1/4 x 2	1/4 x 3	1/4 x 4	1/4 x 5	1/4 x 5
	Gas Pipe	Φ, mm x EA	9.52 x 2	9.52 + 12.7x2	9.52x2 + 12.7x2	9.52x2 + 12.7x3	9.52x2 + 12.7x3
		Φ, inch x EA	3/8 x 2	3/8 + 1/2x2	3/8x2 + 1/2x2	3/8x2 + 1/2x3	3/8x2 + 1/2x3
	Total Piping Length	(m)	30	50	50	70	70
	Max Piping length (OD to ID)	(m)	25	25	25	25	25
Max Height (ID to OD)	(m)	15	15	15	15	15	
Max Height (ID to ID)	(m)	7.5	7.5	7.5	7.5	7.5	
Weight		(kg)	36	53.5	57.5	76.5	87.5
Dimension	WxHxD	(mm)	790 x 548 x 285	880 x 798 x 310	880 x 798 x 310	940 x 998 x 330	940 x 1210 x 330
	Operating temperature range						
Operating temperature range	Cooling	°C	-10 to 46				
	Heating	°C	-15 to 24				

Images are for illustration purposes. Product images may be different to actual product, product sizes vary depending on model. Specifications may be subject to change without prior notice.

- Capacities are based on (Equivalent refrigerant piping: 5m, Level differences: 0m).
 - Cooling: Indoor temperature: 27°C DB, 19°C WB / Outdoor temperature: 35°C DB, 24°C WB.
 - Heating: Indoor temperature: 20°C DB, 15°C WB / Outdoor temperature: 7°C DB, 6°C WB.
- Select wire size based on the value of MCA.
- Sound pressure level is obtained in an anechoic room.
 - Sound pressure level is a relative value, depending on the distance and acoustic environment.
 - Sound pressure level may differ depending on operation condition.
 - dBA = A-weighted sound pressure level.
 - Reference acoustic pressure 0 dB = 20uPa.
- Sound power level is an absolute value that a sound source generates.
 - dBA = A-weighted sound power level.
 - Reference power: 1pW.
 - Measured according to ISO 3741.
- These products contain R410A (GWP=2,088) which is fluorinated greenhouse gas.

GEO WindFree™ Wall Mount (AR9500)



Model			AJ020TNAPKH/EA	AJ025TNAPKH/EA	AJ035TNAPKH/EA	AJ050TNAPKH/EA	AJ068TNAPKH/EA
Rated Capacity	Cooling	kW	2.0	2.5	3.5	5.0	6.2
	Heating	kW	2.2	3.2	4.0	6.0	8.0
Air Flow Rate, T/H/M/L	Cooling	L/s	165 / 153 / 140 / 122	172 / 160 / 140 / 122	178 / 160 / 142 / 118	270 / 253 / 227 / 202	335 / 300 / 265 / 228
	Heating	L/s	180 / 167 / 155 / 137	187 / 173 / 155 / 137	195 / 177 / 158 / 133	280 / 262 / 237 / 212	340 / 303 / 267 / 232
Sound Pressure	H/L	dB(A)	38 / 23	38 / 23	39 / 23	42 / 30	47 / 30
Sound Power		dB(A)	54	54	56	58	64
Dimensions	WxHxD	mm	889 x 299 x 215	889 x 299 x 215	889 x 299 x 215	1,055 x 299 x 215	1,055 x 299 x 215
Unit Weight		kg	10.6	10.6	10.6	12.5	12.5
Piping Connections	Liquid	mm (inch)	6.35 (1/4)	6.35 (1/4)	6.35 (1/4)	6.35 (1/4)	6.35 (1/4)
	Gas	mm (inch)	9.52 (3/8)	9.52 (3/8)	9.52 (3/8)	12.7 (1/2)	15.8 (5/8)
Controls			A Wireless controller is included with indoor unit				

Images are for illustration purposes. Product images may be different to actual product, product sizes vary depending on model. Specifications may be subject to change without prior notice.

- Capacities are based on (Equivalent refrigerant piping: 5m, Level differences: 0m).
 - Cooling: Indoor temperature: 27°C DB, 19°C WB / Outdoor temperature: 35°C DB, 24°C WB.
 - Heating: Indoor temperature: 20°C DB, 15°C WB / Outdoor temperature: 7°C DB, 6°C WB.
- Select wire size based on the value of MCA.
- Sound pressure level is obtained in an anechoic room.
 - Sound pressure level is a relative value, depending on the distance and acoustic environment.
 - Sound pressure level may differ depending on operation condition.
 - dB(A) = A-weighted sound pressure level.
 - Reference acoustic pressure 0 dB = 20uPa.
- Sound power level is an absolute value that a sound source generates.
 - dB(A) = A-weighted sound power level.
 - Reference power: 1pW.
 - Measured according to ISO 3741.
- These products contain R410A (GWP=2,088) which is fluorinated greenhouse gas.

GEO Wall Mount (AR5500)



Model			AJ020TNDKH/EA	AJ025TNDKH/EA	AJ035TNDKH/EA	AJ050TNDKH/EA	AJ068TNDKH/EA
Rated Capacity	Cooling	kW	2.0	2.5	3.5	5.0	6.5
	Heating	kW	2.2	3.2	4.0	6.0	7.0
Air Flow Rate, T/H/M/L	Cooling	L/s	177 / 168 / 158 / 142	185 / 177 / 158 / 142	195 / 177 / 158 / 142	265 / 253 / 232 / 207	298 / 277 / 242 / 207
	Heating	L/s	195 / 185 / 177 / 158	203 / 195 / 177 / 158	212 / 195 / 177 / 158	287 / 277 / 253 / 232	322 / 298 / 265 / 232
Sound Pressure	H/L	dB(A)	37 / 23	37 / 23	38 / 23	41 / 30	45 / 30
Sound Power		dB(A)	54	54	56	58	62
Dimensions	WxHxD	mm	820 x 299 x 215	820 x 299 x 215	820 x 299 x 215	1,055 x 299 x 215	1,055 x 299 x 215
Unit Weight		kg	9.1	9.1	9.1	11.5	11.5
Piping Connections	Liquid	mm (inch)	6.35 (1/4)	6.35 (1/4)	6.35 (1/4)	6.35 (1/4)	6.35 (1/4)
	Gas	mm (inch)	9.52 (3/8)	9.52 (3/8)	9.52 (3/8)	12.7 (1/2)	15.8 (5/8)
Controls			A Wireless controller is included with indoor unit				

Images are for illustration purposes. Product images may be different to actual product, product sizes vary depending on model. Specifications may be subject to change without prior notice.

- Capacities are based on (Equivalent refrigerant piping: 5m, Level differences: 0m).
 - Cooling: Indoor temperature: 27°C DB, 19°C WB / Outdoor temperature: 35°C DB, 24°C WB.
 - Heating: Indoor temperature: 20°C DB, 15°C WB / Outdoor temperature: 7°C DB, 6°C WB.
- Select wire size based on the value of MCA.
- Sound pressure level is obtained in an anechoic room.
 - Sound pressure level is a relative value, depending on the distance and acoustic environment.
 - Sound pressure level may differ depending on operation condition.
 - dB(A) = A-weighted sound pressure level.
 - Reference acoustic pressure 0 dB = 20uPa.
- Sound power level is an absolute value that a sound source generates.
 - dB(A) = A-weighted sound power level.
 - Reference power: 1pW.
 - Measured according to ISO 3741.
- These products contain R410A (GWP=2,088) which is fluorinated greenhouse gas.

WindFree™ 1-Way Cassette



Model			AJ026TN1DKH/EA	AJ035TN1DKH/EA
Rated Capacity	Cooling	kW	2.6	3.5
	Heating	kW	2.9	4.0
Air Flow Rate	H/M/L	L/s	122 / 108 / 97	150 / 137 / 120
Sound Pressure	H/M/L	dBA	32 / 29 / 26	37 / 35 / 30
Sound Power		dBA	50	55
Dimensions	WxHxD	mm	970 x 135 x 410	970 x 135 x 410
Unit Weight		kg	9.5	9.5
Piping Connections	Liquid	mm (inch)	6.35 (1/4)	6.35 (1/4)
	Gas	mm (inch)	9.52 (3/8)	9.52 (3/8)
Controls Sold separately				
Panel (sold separately)		Model	PC1NWFMAN	PC1NWFMAN
Colour			White	White
Dimensions	WxHxD	mm	1,198 x 35 x 500	1,198 x 35 x 500
Unit Weight		kg	4.3	4.3

Images are for illustration purposes. Product images may be different to actual product, product sizes vary depending on model. Specifications may be subject to change without prior notice.

- Capacities are based on (Equivalent refrigerant piping: 5m, Level differences: 0m).
 - Cooling: Indoor temperature: 27°C DB, 19°C WB / Outdoor temperature: 35°C DB, 24°C WB.
 - Heating: Indoor temperature: 20°C DB, 15°C WB / Outdoor temperature: 7°C DB, 6°C WB.
- Select wire size based on the value of MCA.
- Sound pressure level is obtained in an anechoic room.
 - Sound pressure level is a relative value, depending on the distance and acoustic environment.
 - Sound pressure level may differ depending on operation condition.
 - dBA = A-weighted sound pressure level.
 - Reference acoustic pressure 0 dB = 20uPa.
- Sound power level is an absolute value that a sound source generates.
 - dBA = A-weighted sound power level.
 - Reference power: 1pW.
 - Measured according to ISO 3741.
- These products contain R410A (GWP=2,088) which is fluorinated greenhouse gas.

Slim ducted













Model			AJ026TNLPKH/EA	AJ035TNLPKH/EA	AJ052TNLPKH/EA
Rated Capacity	Cooling	kW	2.6	3.5	5.2
	Heating	kW	2.9	3.8	5.6
Air Flow Rate	H/M/L	L/s	152 / 128 / 95	158 / 130 / 103	233 / 163 / 90
Static Pressure	Min/Std/Max	Pa	0 / 19.6 / 39.2	0 / 19.6 / 39.2	0 / 19.6 / 50.0
Sound Pressure	H/M/L	dBA	32 / 27 / 22	33 / 28 / 23	33 / 29 / 23
Sound Power		dBA	50	50	50
Dimensions	WxHxD	mm	700 x 199 x 440	700 x 199 x 440	900 x 199 x 440
Unit Weight		kg	14.8	14.8	18.9
	Piping Connections	Liquid	mm (inch)	6.35 (1/4)	6.35 (1/4)
	Gas	mm (inch)	9.52 (3/8)	9.52 (3/8)	12.7 (1/2)
Drain Pump	Type - Internal			Built-in	
	Lift / flow rate	mm, l/hr		750, 24	
Controls					Sold separately

Images are for illustration purposes. Product images may be different to actual product, product sizes vary depending on model. Specifications may be subject to change without prior notice.

- Capacities are based on (Equivalent refrigerant piping: 5m, Level differences: 0m).
 - Cooling: Indoor temperature: 27°C DB, 19°C WB / Outdoor temperature: 35°C DB, 24°C WB.
 - Heating: Indoor temperature: 20°C DB, 15°C WB / Outdoor temperature: 7°C DB, 6°C WB.
- Select wire size based on the value of MCA.
- Sound pressure level is obtained in an anechoic room.
 - Sound pressure level is a relative value, depending on the distance and acoustic environment.
 - Sound pressure level may differ depending on operation condition.
 - dBA = A-weighted sound pressure level.
 - Reference acoustic pressure 0 dB = 20uPa.
- Sound power level is an absolute value that a sound source generates.
 - dBA = A-weighted sound power level.
 - Reference power: 1pW.
 - Measured according to ISO 3741.
- These products contain R410A (GWP=2,088) which is fluorinated greenhouse gas.

Controls to meet your needs

Model	Model Name	Image	WindFree™ GEO, GEO					1-way cassette		Slim Duct		
			Capacity	2.0	2.5	3.5	5.0	6.2	2.6	3.5	2.6	3.5
			Compatibility									
Wireless Controller	DB96-24901C		Included with WindFree™ GEO indoor unit							X		
Wireless Controller	DB96-24901F		Included with GEO indoor unit							X		
Wireless Controller	AR-EH03E		●					●		● (MRK-A10N required)		
Wired Controller	MWR-WG00JN											
	MWR-WE13N		● (MIM-A00N required)					●		●		
	MWR-SH11N									●		
Wi-Fi Kit	MIM-H04AN		● (MIM-A00N required)					●		●		
Wireless Signal Receiver kit	MRK-A10N		X					X		●		
RAC Extension Board	MIM-A00N		●					X		X		
External Temperature sensor	MRW-TA		X					●		●		
External Contact Interface	MIM-B14		● (MIM-A00N required)					●		●		

X Not connectable
● Connectable

All controllers shown are sold separately.
Images are for illustration purposes. Product images may be different to actual product, product sizes vary depending on model.
Specifications may be subject to change without prior notice.

Connection Combination

AJ050TXJ2KH/EA Cooling

Unit	Indoor Unit		Cooling Capacity (W)		Capacity			Power Consumption			Current			EER
	A	B	A	B	W			W			A			W/W
					MIN	Rated	MAX	MIN	Rated	MAX	MIN	Rated	MAX	
1	020		2,000		1,250	2,000	2,880	300	730	880	1.4	3.3	4.0	2.74
	025		2,500		1,250	2,500	3,120	300	800	960	1.4	3.7	4.4	3.13
	035		3,500		1,250	3,500	4,200	300	1,090	1,310	1.4	5.0	6.0	3.21
	050		5,000		1,250	5,000	5,200	300	1,600	1,740	1.4	7.3	8.0	3.13
2	020	020	2,000	2,000	1,300	4,000	4,800	350	1,245	1,490	1.6	5.7	6.8	3.21
	020	025	2,010	2,590	1,300	4,600	5,200	350	1,430	1,720	1.6	6.5	7.9	3.22
	020	035	1,840	3,160	1,400	5,000	5,400	350	1,490	1,780	1.6	6.8	8.1	3.36
	020	050	1,400	3,600	1,400	5,000	5,400	350	1,450	1,800	1.6	6.6	8.2	3.45
	025	025	2,500	2,500	1,400	5,000	5,400	350	1,500	1,780	1.6	6.9	8.1	3.33
	025	035	2,140	2,860	1,400	5,000	5,400	350	1,500	1,780	1.6	6.9	8.1	3.33
	025	050	1,670	3,330	1,400	5,000	5,400	350	1,450	1,700	1.6	6.6	7.8	3.45
	035	035	2,500	2,500	1,400	5,000	5,400	350	1,500	1,780	1.6	6.9	8.1	3.33
	035	050	2,000	3,000	1,400	5,000	5,400	350	1,320	1,700	1.6	6.0	7.8	3.79

AJ068TXJ3KH/EA Cooling

Unit	Indoor Unit		Cooling Capacity (W)			Capacity			Power Consumption			Current			ERR	
	A	B	B	A	B	B	W			W			A			W/W
							MIN	Rated	MAX	MIN	Rated	MAX	MIN	Rated	MAX	
1	020			2,000			1,280	2,000	2,880	400	630	930	1.8	2.9	4.3	3.17
	025			2,500			1,280	2,500	3,120	400	790	1,010	1.8	3.6	4.6	3.16
	035			3,500			1,280	3,500	4,200	400	1,070	1,370	1.8	4.9	6.3	3.27
	050			5,000			1,300	5,000	5,800	400	1,620	1,900	1.8	7.4	8.7	3.09
2	020	020		2,000	2,000		1,300	4,000	4,800	420	1,240	1,480	1.9	5.7	6.8	3.23
	020	025		1,970	2,530		1,300	4,500	5,520	420	1,410	1,680	1.9	6.5	7.7	3.19
	020	035		2,030	3,470		1,300	5,500	6,550	420	1,830	2,470	1.9	8.4	11.3	3.01
	020	050		1,820	4,680		1,300	6,500	7,740	420	2,000	2,690	1.9	9.2	12.3	3.25
	025	025		2,500	2,500		1,300	5,000	5,950	420	1,660	2,260	1.9	7.6	10.3	3.01
	025	035		2,570	3,430		1,300	6,000	7,140	420	1,980	2,670	1.9	9.1	12.2	3.03
	025	050		2,270	4,530		1,380	6,800	8,090	430	2,090	2,660	2.0	9.6	12.2	3.25
	035	035		3,250	3,250		1,300	6,500	7,740	420	2,010	2,700	1.9	9.2	12.4	3.23
	035	050		2,720	4,080		1,380	6,800	8,090	430	2,100	2,670	2.0	9.6	12.2	3.24
	050	050		3,400	3,400		1,380	6,800	8,090	430	2,060	2,660	2.0	9.4	12.2	3.30
3	020	020	020	2,000	2,000	2,000	1,800	6,000	7,400	440	1,970	2,650	2.0	9.0	12.1	3.05
	020	020	025	1,980	1,980	2,540	1,800	6,500	8,000	440	2,000	2,690	2.0	9.2	12.3	3.25
	020	020	035	1,830	1,830	3,140	1,800	6,800	8,400	440	2,070	2,700	2.0	9.5	12.4	3.29
	020	020	050	1,490	1,490	3,830	1,800	6,800	8,400	440	2,000	2,690	2.0	9.2	12.3	3.40
	020	025	025	1,820	2,340	2,340	1,800	6,500	8,000	440	2,030	2,690	2.0	9.3	12.3	3.20
	020	025	035	1,700	2,190	2,910	1,800	6,800	8,400	440	2,090	2,690	2.0	9.6	12.3	3.25
	020	025	050	1,400	1,800	3,600	1,800	6,800	8,400	440	2,010	2,690	2.0	9.2	12.3	3.38
	020	035	035	1,540	2,630	2,630	1,800	6,800	8,400	440	2,010	2,700	2.0	9.2	12.4	3.38
	020	035	050	1,290	2,210	3,310	1,800	6,800	8,400	440	2,050	2,700	2.0	9.4	12.4	3.32
	025	025	025	2,270	2,270	2,270	1,800	6,800	8,400	440	2,060	2,690	2.0	9.4	12.3	3.30
	025	025	035	2,040	2,040	2,720	1,800	6,800	8,400	440	2,130	2,700	2.0	9.7	12.4	3.19
	025	025	050	1,700	1,700	3,400	1,800	6,800	8,400	440	2,030	2,690	2.0	9.3	12.3	3.35
	025	035	035	1,850	2,470	2,470	1,800	6,800	8,400	440	2,020	2,700	2.0	9.2	12.4	3.37
	025	035	050	1,570	2,090	3,140	1,800	6,800	8,400	440	2,070	2,700	2.0	9.5	12.4	3.29
035	035	035	2,270	2,270	2,270	1,800	6,800	8,400	440	2,000	2,710	2.0	9.2	12.4	3.40	

- Specifications may be subject to change without prior notice.
- Cooling capacity is based on 27°CDB / 19°CWB (indoor temperature), 35°CDB (outdoor temperature).
- Heating capacity is based on 20°CDB (indoor temperature), 7°CDB/6°CWB (outdoor temperature).
- Combination table capacity based on connecting WindFree™ AR9500 Wall mounted indoor range (AJxxxTNAPKH).
- Minimum two indoor units should be connected to outdoor unit for system operation.
- Power consumption include indoor unit power.

Connection Combination

AJ080TXJ4KH/EA Cooling

Unit	Indoor Unit				Cooling Capacity (W)				Capacity			Power Consumption			Current			EER
	A	B	C	D	A	B	C	D	W			W			A			W/W
									MIN	Rated	MAX	MIN	Rated	MAX	MIN	Rated	MAX	
1	020				2,000				1,470	2,000	2,900	380	970	1,050	1.7	4.4	4.8	2.06
	025				2,500				1,520	2,500	3,300	390	1,180	1,280	1.8	5.4	5.9	2.12
	035				3,500				1,600	3,500	3,700	400	1,470	1,590	1.8	6.7	7.3	2.38
	050				5,000				1,750	5,000	6,300	420	2,120	2,300	1.9	9.7	10.5	2.36
	068				6,200				1,900	6,200	7,000	580	2,300	2,820	2.7	10.5	12.9	2.70
2	020	020			2,000	2,000			1,640	4,000	4,800	410	1,240	1,490	1.9	5.7	6.8	3.23
	020	025			2,010	2,590			1,690	4,600	5,520	420	1,430	1,720	1.9	6.5	7.9	3.22
	020	035			2,030	3,470			1,770	5,500	6,600	430	1,710	2,050	2.0	7.8	9.4	3.22
	020	050			2,020	5,180			1,900	7,200	8,640	580	2,240	2,690	2.7	10.3	12.3	3.21
	020	068			1,680	5,770			1,900	7,450	8,640	580	2,350	2,730	2.7	10.8	12.5	3.17
	025	025			2,600	2,600			1,750	5,200	6,240	420	1,660	2,000	1.9	7.6	9.2	3.13
	025	035			2,610	3,490			1,820	6,100	7,320	440	1,900	2,260	2.0	8.7	10.3	3.21
	025	050			2,400	4,800			1,900	7,200	8,640	580	2,240	2,690	2.7	10.3	12.3	3.21
	025	068			2,060	5,490			1,900	7,550	8,760	580	2,380	2,760	2.7	10.9	12.6	3.17
	035	035			3,500	3,500			1,900	7,000	8,000	580	2,490	2,620	2.7	11.4	12.0	2.81
	035	050			2,940	4,410			1,900	7,350	8,820	580	2,290	2,750	2.7	10.5	12.6	3.21
	035	068			2,570	5,130			1,900	7,700	8,930	580	2,400	2,780	2.7	11.0	12.7	3.21
	050	050			3,830	3,830			1,900	7,660	9,180	580	2,380	2,860	2.7	10.9	13.1	3.22
	050	068			3,340	4,460			1,900	7,800	8,970	580	2,430	2,820	2.7	11.1	12.9	3.21
3	020	020	020		2,000	2,000	2,000		1,810	6,000	7,200	440	1,850	2,310	2.0	8.5	10.6	3.24
	020	020	025		2,010	2,010	2,580		1,870	6,600	7,920	440	2,000	2,500	2.0	9.2	11.4	3.30
	020	020	035		1,940	1,940	3,320		1,900	7,200	9,000	580	2,290	2,780	2.7	10.5	12.7	3.14
	020	020	050		1,650	1,650	4,250		1,900	7,550	9,180	580	2,260	2,730	2.7	10.3	12.5	3.34
	020	020	068		1,470	1,470	5,050		1,900	8,000	9,300	580	2,340	2,870	2.7	10.7	13.1	3.42
	020	025	025		1,960	2,520	2,520		1,900	7,000	8,640	580	2,220	2,680	2.7	10.2	12.3	3.15
	020	025	035		1,830	2,350	3,130		1,900	7,310	9,060	580	2,220	2,690	2.7	10.2	12.3	3.29
	020	025	050		1,580	2,030	4,050		1,900	7,650	9,250	580	2,260	2,730	2.7	10.3	12.5	3.38
	020	025	068		1,400	1,800	4,800		1,900	8,000	9,300	580	2,340	2,870	2.7	10.7	13.1	3.42
	020	035	035		1,700	2,920	2,920		1,900	7,540	9,160	580	2,260	2,730	2.7	10.3	12.5	3.34
	020	035	050		1,490	2,560	3,830		1,900	7,880	9,300	580	2,330	2,820	2.7	10.7	12.9	3.38
	020	050	050		1,300	3,350	3,350		1,900	8,000	9,300	580	2,370	2,910	2.7	10.8	13.3	3.38
	025	025	025		2,400	2,400	2,400		1,900	7,200	9,030	580	2,180	2,640	2.7	10.0	12.1	3.30
	025	025	035		2,230	2,230	2,970		1,900	7,420	9,130	580	2,210	2,690	2.7	10.1	12.3	3.36
	025	025	050		1,940	1,940	3,890		1,900	7,770	9,300	580	2,280	2,780	2.7	10.4	12.7	3.41
	025	025	068		1,710	1,710	4,570		1,900	8,000	9,300	580	2,370	2,910	2.7	10.8	13.3	3.38
	025	035	035		2,090	2,780	2,780		1,900	7,650	9,230	580	2,250	2,730	2.7	10.3	12.5	3.40
	025	035	050		1,850	2,460	3,690		1,900	8,000	9,300	580	2,330	2,870	2.7	10.7	13.1	3.43
	035	035	035		2,630	2,630	2,630		1,900	7,890	9,300	580	2,330	2,820	2.7	10.7	12.9	3.39
	035	035	050		2,290	2,290	3,430		1,900	8,000	9,300	580	2,370	2,910	2.7	10.8	13.3	3.38
4	020	020	020	020	1,830	1,830	1,830	1,830	1,900	7,320	9,050	580	2,210	2,690	2.7	10.1	12.3	3.31
	020	020	020	025	1,740	1,740	1,740	2,230	1,900	7,440	9,120	580	2,210	2,690	2.7	10.1	12.3	3.37
	020	020	020	035	1,620	1,620	1,620	2,780	1,900	7,650	9,220	580	2,250	2,730	2.7	10.3	12.5	3.40
	020	020	020	050	1,440	1,440	1,440	3,690	1,900	8,000	9,300	580	2,380	2,870	2.7	10.9	13.1	3.36
	020	020	025	025	1,650	1,650	2,120	2,120	1,900	7,540	9,180	580	2,260	2,730	2.7	10.3	12.5	3.34
	020	020	025	035	1,550	1,550	2,000	2,660	1,900	7,760	9,280	580	2,270	2,780	2.7	10.4	12.7	3.42
	020	020	025	050	1,370	1,370	1,760	3,510	1,900	8,000	9,300	580	2,380	2,870	2.7	10.9	13.1	3.36
	020	020	035	035	1,470	1,470	2,530	2,530	1,900	8,000	9,300	580	2,350	2,870	2.7	10.8	13.1	3.40
	020	025	025	025	1,580	2,030	2,030	2,030	1,900	7,650	9,250	580	2,260	2,730	2.7	10.3	12.5	3.38
	020	025	025	035	1,490	1,920	1,920	2,560	1,900	7,890	9,300	580	2,330	2,820	2.7	10.7	12.9	3.39
	020	025	025	050	1,300	1,670	1,670	3,350	1,900	8,000	9,300	580	2,380	2,910	2.7	10.9	13.3	3.36
	020	025	035	035	1,400	1,800	2,400	2,400	1,900	8,000	9,300	580	2,380	2,870	2.7	10.9	13.1	3.36
	025	025	025	025	1,940	1,940	1,940	1,940	1,900	7,760	9,300	580	2,290	2,780	2.7	10.5	12.7	3.39
	025	025	025	035	1,850	1,850	1,850	2,460	1,900	8,000	9,300	580	2,380	2,870	2.7	10.9	13.1	3.36
	025	025	035	035	1,710	1,710	2,290	2,290	1,900	8,000	9,300	580	2,380	2,910	2.7	10.9	13.3	3.36

- Specifications may be subject to change without prior notice.
- Cooling capacity is based on 27°CDB / 19°CWB (indoor temperature), 35°CDB (outdoor temperature).
- Heating capacity is based on 20°CDB (indoor temperature), 7°CDB/6°CWB (outdoor temperature).
- Combination table capacity based on connecting WindFree™ AR9500 Wall mounted indoor range (AJxxxTNAPKH).
- Minimum two indoor units should be connected to outdoor unit for system operation.
- Power consumption include indoor unit power.

Connection Combination

AJ100TXJ5KH/EA Cooling

Unit	Indoor Unit					Cooling Capacity (W)					Capacity			Power Consumption			Current			EER
	A	B	C	D	E	A	B	C	D	E	W			W			A			W/W
											MIN	Rated	MAX	MIN	Rated	MAX	MIN	Rated	MAX	
1	020					2,000					1,600	2,000	2,600	580	960	1,050	2.7	4.4	4.8	2.08
	025					2,500					1,600	2,500	3,200	580	1,100	1,190	2.7	5.0	5.4	2.27
	035					3,500					1,620	3,500	3,800	590	1,360	1,480	2.7	6.2	6.8	2.57
	050					5,000					1,650	5,000	6,300	600	1,970	2,140	2.7	9.0	9.8	2.54
	068					6,200					1,710	6,200	7,600	620	2,380	2,580	2.8	10.9	11.8	2.61
2	020	020				2,000	2,000				1,680	4,000	4,900	610	1,260	1,650	2.8	5.8	7.6	3.17
	020	025				2,010	2,530				1,680	4,500	5,530	610	1,400	1,860	2.8	6.4	8.5	3.21
	020	035				2,030	3,470				1,710	5,500	6,950	620	1,750	2,330	2.8	8.0	10.7	3.14
	020	050				1,960	5,040				2,210	7,000	8,690	630	2,190	2,910	2.9	10.0	13.3	3.20
	020	068				1,820	6,250				2,280	8,070	1							

Connection Combination

AJ100TXJ5KH/EA Cooling

Unit	Indoor Unit					Cooling Capacity (W)					Capacity			Power Consumption			Current			EER
	A	B	C	D	E	A	B	C	D	E	W			W			A			W/W
											MIN	Rated	MAX	MIN	Rated	MAX	MIN	Rated	MAX	
4	020	020	020	020		2,000	2,000	2,000	2,000		2,350	8,000	9,320	670	2,380	3,160	3.1	10.9	14.5	3.36
	020	020	020	025		1,980	1,980	1,980	2,550		2,350	8,500	9,950	670	2,520	3,360	3.1	11.5	15.4	3.37
	020	020	020	035		1,860	1,860	1,860	3,190		2,380	8,780	10,270	680	2,620	3,470	3.1	12.0	15.9	3.35
	020	020	020	050		1,560	1,560	1,560	4,010		2,590	8,690	10,430	690	2,690	3,540	3.2	12.3	16.2	3.23
	020	020	020	068		1,410	1,410	1,410	4,840		2,840	9,080	10,900	710	2,800	3,710	3.2	12.8	17.0	3.24
	020	020	025	025		1,900	1,900	2,450	2,450		2,350	8,700	10,270	670	2,620	3,460	3.1	12.0	15.8	3.32
	020	020	025	035		1,770	1,770	2,280	3,030		2,550	8,850	10,270	680	2,620	3,470	3.1	12.0	15.9	3.38
	020	020	025	050		1,500	1,500	1,930	3,860		2,590	8,800	10,740	690	2,730	3,640	3.2	12.5	16.7	3.22
	020	020	025	068		1,360	1,360	1,750	4,680		3,200	9,160	10,900	710	2,800	3,710	3.2	12.8	17.0	3.27
	020	020	035	035		1,600	1,600	2,750	2,750		2,550	8,700	10,430	680	2,680	3,530	3.1	12.3	16.2	3.25
	020	020	035	050		1,430	1,430	2,450	3,680		2,800	9,000	10,900	700	2,790	3,700	3.2	12.8	16.9	3.23
	020	020	035	068		1,310	1,310	2,250	4,490		3,240	9,360	11,000	720	2,760	3,770	3.3	12.6	17.3	3.39
	020	020	050	050		1,300	1,300	3,350	3,350		3,200	9,300	11,000	710	2,850	3,760	3.2	13.0	17.2	3.26
	020	020	050	068		1,230	1,230	3,150	4,200		3,290	9,800	11,000	730	2,870	3,780	3.3	13.1	17.3	3.41
	020	025	025	025		1,810	2,320	2,320	2,320		2,350	8,780	10,270	670	2,620	3,460	3.1	12.0	15.8	3.35
	020	025	025	035		1,690	2,170	2,170	2,900		2,550	8,940	10,430	680	2,670	3,520	3.1	12.2	16.1	3.35
	020	025	025	050		1,450	1,860	1,860	3,720		2,760	8,880	10,740	690	2,730	3,640	3.2	12.5	16.7	3.25
	020	025	025	068		1,320	1,700	1,700	4,540		3,200	9,260	11,000	710	2,850	3,760	3.2	13.0	17.2	3.25
	020	025	035	035		1,540	1,980	2,640	2,640		2,550	8,800	10,740	680	2,720	3,630	3.1	12.4	16.6	3.24
	020	025	035	050		1,380	1,780	2,370	3,560		3,150	9,100	10,900	700	2,790	3,700	3.2	12.8	16.9	3.26
	020	025	035	068		1,270	1,640	2,190	4,370		3,240	9,470	11,000	720	2,810	3,770	3.3	12.9	17.3	3.37
	020	025	050	050		1,270	1,630	3,250	3,250		3,200	9,400	11,000	710	2,800	3,760	3.2	12.8	17.2	3.36
	020	025	050	068		1,180	1,520	3,040	4,060		3,290	9,800	11,000	730	2,870	3,780	3.3	13.1	17.3	3.41
	020	035	035	035		1,470	2,510	2,510	2,510		2,760	9,000	10,900	690	2,780	3,690	3.2	12.7	16.9	3.24
	020	035	035	050		1,330	2,280	2,280	3,420		3,150	9,320	11,000	700	2,840	3,750	3.2	13.0	17.2	3.28
	020	035	035	068		1,250	2,140	2,140	4,280		3,240	9,800	11,000	720	2,860	3,770	3.3	13.1	17.3	3.43
	020	035	050	050		1,250	2,140	3,210	3,210		3,240	9,800	11,000	720	2,850	3,770	3.3	13.0	17.3	3.44
	020	035	050	068		1,120	1,930	2,890	3,860		3,330	9,800	11,000	740	2,920	3,790	3.4	13.4	17.3	3.36
	020	050	050	050		1,120	2,890	2,890	2,890		3,290	9,800	11,000	750	2,920	3,780	3.3	13.4	17.3	3.36
	025	025	025	025		2,210	2,210	2,210	2,210		2,510	8,840	10,270	670	2,620	3,460	3.1	12.0	15.8	3.37
	025	025	025	035		2,010	2,010	2,010	2,680		2,550	8,710	10,430	680	2,670	3,520	3.1	12.2	16.1	3.26
	025	025	025	050		1,800	1,800	1,800	3,600		2,760	9,000	10,900	690	2,780	3,690	3.2	12.7	16.9	3.24
	025	025	025	068		1,660	1,660	1,660	4,410		3,200	9,380	11,000	710	2,750	3,760	3.2	12.6	17.2	3.41
	025	025	035	035		1,910	1,910	2,540	2,540		2,720	8,900	10,740	680	2,720	3,630	3.1	12.4	16.6	3.27
	025	025	035	050		1,730	1,730	2,300	3,450		3,150	9,200	11,000	700	2,830	3,750	3.2	13.0	17.2	3.25
	025	025	035	068		1,630	1,630	2,180	4,360		3,240	9,800	11,000	720	2,810	3,770	3.3	12.9	17.3	3.49
	025	025	050	050		1,630	1,630	3,270	3,270		3,200	9,800	11,000	710	2,800	3,760	3.2	12.8	17.2	3.50
	025	025	050	068		1,470	1,470	2,940	3,920		3,290	9,800	11,000	730	2,920	3,780	3.3	13.4	17.3	3.36
	025	035	035	035		1,820	2,430	2,430	2,430		3,110	9,100	10,900	690	2,780	3,690	3.2	12.7	16.9	3.27
	025	035	035	050		1,660	2,210	2,210	3,320		3,150	9,400	11,000	700	2,790	3,750	3.2	12.8	17.2	3.37
025	035	035	068		1,550	2,060	2,060	4,130		3,240	9,800	11,000	720	2,860	3,770	3.3	13.1	17.3	3.43	
025	035	050	050		1,550	2,060	3,090	3,090		3,240	9,800	11,000	720	2,850	3,770	3.3	13.0	17.3	3.44	
035	035	035	035		2,330	2,330	2,330	2,330		3,110	9,320	11,000	690	2,830	3,740	3.2	13.0	17.1	3.29	
035	035	035	050		2,180	2,180	2,180	3,270		3,200	9,800	11,000	710	2,840	3,760	3.2	13.0	17.2	3.45	
035	035	035	068		1,960	1,960	1,960	3,920		3,290	9,800	11,000	730	2,910	3,780	3.3	13.3	17.3	3.37	
035	035	050	050		1,960	1,960	2,940	2,940		3,240	9,800	11,000	720	2,910	3,770	3.3	13.3	17.3	3.37	

- Specifications may be subject to change without prior notice.
- Cooling capacity is based on 27°CDB / 19°CWB (indoor temperature), 35°CDB (outdoor temperature).
- Heating capacity is based on 20°CDB (indoor temperature), 7°CDB/6°CWB (outdoor temperature).
- Combination table capacity based on connecting WindFree™ AR9500 Wall mounted indoor range (AJxxxTNAPKH).
- Minimum two indoor units should be connected to outdoor unit for system operation.
- Power consumption include indoor unit power.

Connection Combination

AJ100TXJ5KH/EA Cooling

Unit	Indoor Unit					Cooling Capacity (W)					Capacity			Power Consumption			Current			EER
	A	B	C	D	E	A	B	C	D	E	W			W			A			W/W
											MIN	Rated	MAX	MIN	Rated	MAX	MIN	Rated	MAX	
5	020	020	020	020	020	1,900	1,900	1,900	1,900	1,900	2,630	9,500	10,270	700	2,650	3,490	3.2	12.1	16.0	3.58
	020	020	020	020	025	1,810	1,810	1,810	1,810	2,320	2,630	9,550	10,430	700	2,700	3,550	3.2	12.4	16.2	3.54
	020	020	020	020	035	1,690	1,690	1,690	1,690	2,900	2,660	9,660	10,740	710	2,750	3,650	3.2	12.6	16.7	3.51
	020	020	020	020	050	1,520	1,520	1,520	1,520	3,910	3,240	10,000	10,900	720	2,810	3,720	3.3	12.9	17.0	3.56
	020	020	020	020	068	1,350	1,350	1,350	1,350	4,620	3,330	10,000	11,000	740	2,830	3,790	3.4	13.0	17.3	3.53
	020	020	020	025	025	1,720	1,720	1,720	2,220	2,220	2,630	9,610	10,430	700	2,700	3,550	3.2	12.4	16.2	3.56
	020	020	020	025	035	1,620	1,620	1,620	2,080	2,770	2,840	9,710	10,740	710	2,750	3,650	3.2	12.6	16.7	3.53
	020	020	020	025	050	1,460	1,460	1,460	1,880	3,750	3,240	10,000	11,000	720	2,860	3,770	3.3	13.1	17.3	3.50
	020	020	020	025	068	1,300	1,300	1,300	1,670	4,440	3,330	10,000	11,000	740	2,830	3,790	3.4	13.0	17.3	3.53
	020	020	020	035	035	1,560	1,560	1,560	2,670	2,670	3,200	10,000	10,900	710	2,800	3,710	3.2	12.8	17.0	3.57
	020	020	020	035	050	1,370	1,370	1,370	2,350	3,530	3,290	10,000	11,000	730	2,820	3,780	3.3	12.9	17.3	3.55
	020	020	020	035	068	1,230	1,230	1,230	2,110	4,210	3,380	10,000	11,000	750	2,880	3,800	3.4	13.2	17.4	3.47
	020	020	020	050	050	1,230	1,230	1,230	3,160	3,160	3,330	10,000	11,000	740	2,880	3,790	3.4	13.2	17.3	3.47
	020	020	025	025	025	1,650	1,650	2,120	2,120	2,120	2,630	9,660	10,740	700	2,740	3,650	3.2	12.5	16.7	3.53
	020	020	025	025	035	1,590	1,590	2,050	2,050	2,730	2,840	10,000	10,900	710	2,800	3,710	3.2	12.8	17.0	3.57
	020	020	025	025	050	1,400	1,400	1,800	1,800	3,600	3,240	10,000	11,000	720	2,860	3,770	3.3	13.1	1	

Connection Combination

AJ125TXJ5KH/EA Cooling

Unit	Indoor Unit					Cooling Capacity (W)					Capacity			Power Consumption			Current			EER
	A	B	C	D	E	A	B	C	D	E	W			W			A			W/W
											MIN	Rated	MAX	MIN	Rated	MAX	MIN	Rated	MAX	
1	020					2,000					2,490	2,000	2,600	660	730	790	3.0	3.3	3.6	2.74
	025					2,500					2,490	2,500	3,200	660	890	970	3.0	4.1	4.4	2.81
	035					3,500					2,490	3,500	3,800	660	1,160	1,250	3.0	5.3	5.7	3.02
	050					5,000					2,780	5,000	6,100	680	1,670	1,810	3.1	7.6	8.3	2.99
	068					6,200					2,780	6,200	7,600	680	2,120	2,300	3.1	9.7	10.5	2.92
2	020	020				2,050	2,050				2,640	4,100	4,310	650	1,140	1,250	3.0	5.2	5.7	3.60
	020	025				2,050	2,640				2,640	4,690	4,920	651	1,250	1,380	3.0	5.7	6.3	3.75
	020	035				2,050	3,520				2,640	5,570	5,850	652	1,460	1,610	3.0	6.7	7.4	3.82
	020	050				1,980	5,080				2,640	7,060	7,420	654	1,800	1,980	3.0	8.2	9.1	3.92
	020	068				1,920	6,580				2,640	8,500	8,920	655	2,720	2,990	3.0	12.4	13.7	3.13
	025	025				2,640	2,640				2,640	5,280	5,540	656	1,350	1,490	3.0	6.2	6.8	3.91
	025	035				2,640	3,510				2,640	6,150	6,460	657	1,560	1,720	3.0	7.1	7.9	3.94
	025	050				2,640	5,100				2,640	7,650	8,030	659	2,260	2,490	3.0	10.3	11.4	3.38
	025	068				2,480	6,610				2,640	9,090	9,540	660	2,880	3,170	3.0	13.2	14.5	3.16
	035	035				3,520	3,520				2,640	7,030	7,390	661	1,770	1,950	3.0	8.1	8.9	3.97
	035	050				3,410	5,120				2,640	8,530	8,960	663	2,560	2,820	3.0	11.7	12.9	3.33
	035	068				3,320	6,640				2,640	9,960	10,460	664	3,420	3,760	3.0	15.7	17.2	2.91
	050	050				5,010	5,010				2,640	10,020	10,520	668	3,100	3,410	3.1	14.2	15.6	3.23
	050	068				4,910	6,550				2,640	11,460	12,030	669	3,520	3,870	3.1	16.1	17.7	3.26
	068	068				5,800	5,800				2,640	11,600	13,100	670	3,870	4,670	3.1	17.7	21.4	3.00
3	020	020	020			2,050	2,050	2,050			2,780	6,150	6,460	600	1,860	2,050	2.7	8.5	9.4	3.31
	020	020	025			2,050	2,050	2,640			2,780	6,740	7,080	600	2,000	2,200	2.7	9.2	10.1	3.37
	020	020	035			2,050	2,050	3,520			2,780	7,620	8,000	600	2,220	2,440	2.7	10.2	11.2	3.43
	020	020	050			2,050	2,050	5,280			2,780	9,380	9,850	600	2,750	3,030	2.7	12.6	13.9	3.41
	020	020	068			2,050	2,050	7,040			2,780	11,140	11,690	600	3,660	4,590	2.7	16.8	21.0	3.04
	020	025	025			2,050	2,640	2,640			2,780	7,330	7,690	600	2,120	2,330	2.7	9.7	10.7	3.46
	020	025	035			2,050	2,640	3,520			2,780	8,210	8,620	600	2,370	2,610	2.7	10.8	11.9	3.46
	020	025	050			2,050	2,640	5,270			2,780	9,960	10,460	600	2,890	3,180	2.7	13.2	14.6	3.45
	020	025	068			2,030	2,610	6,960			2,780	11,600	12,310	600	3,740	4,610	2.7	17.1	21.1	3.10
	020	035	035			2,050	3,520	3,520			2,780	9,090	9,540	600	2,730	3,000	2.7	12.5	13.7	3.33
	020	035	050			2,050	3,520	5,270			2,780	10,840	11,390	600	3,390	3,730	2.7	15.5	17.1	3.20
	020	035	068			1,890	3,240	6,470			2,780	11,600	13,100	600	3,870	4,670	2.7	17.7	21.4	3.00
	020	050	050			1,890	4,860	4,860			2,780	11,600	13,100	600	3,870	4,670	2.7	17.7	21.4	3.00
	020	050	068			1,660	4,260	5,680			2,780	11,600	13,100	600	3,870	4,670	2.7	17.7	21.4	3.00
	020	068	068			1,540	5,280	5,280			2,780	12,100	13,700	600	3,910	4,710	2.7	17.9	21.6	3.09
	025	025	025			2,640	2,640	2,640			2,780	7,910	8,310	600	2,220	2,440	2.7	10.2	11.2	3.56
	025	025	035			2,640	2,640	3,520			2,780	8,790	9,230	600	2,520	2,770	2.7	11.5	12.7	3.49
	025	025	050			2,640	2,640	5,280			2,780	10,550	11,080	600	3,050	3,360	2.7	14.0	15.4	3.46
	025	025	068			2,490	2,490	6,630			2,780	11,600	12,920	600	3,780	4,640	2.7	17.3	21.2	3.07
	025	035	035			2,640	3,520	3,520			2,780	9,670	10,160	600	2,870	3,160	2.7	13.1	14.5	3.37
	025	035	050			2,640	3,520	5,280			2,780	11,430	12,000	600	3,700	4,590	2.7	16.9	21.0	3.09
	025	035	068			2,320	3,090	6,190			2,780	11,600	13,100	600	3,870	4,670	2.7	17.7	21.4	3.00
	025	050	050			2,320	4,640	4,640			2,780	11,600	13,100	600	3,870	4,670	2.7	17.7	21.4	3.00
	025	050	068			2,140	4,270	5,690			2,780	12,100	13,700	600	3,910	4,710	2.7	17.9	21.6	3.09
	025	068	068			1,910	5,090	5,090			2,780	12,100	13,700	600	3,910	4,710	2.7	17.9	21.6	3.09
	035	035	035			3,520	3,520	3,520			2,780	10,550	11,080	600	3,370	3,710	2.7	15.4	17.0	3.13
	035	035	050			3,310	3,310	4,970			2,780	11,600	12,920	600	3,820	4,640	2.7	17.5	21.2	3.04
	035	035	068			2,900	2,900	5,800			2,780	11,600	13,100	600	3,870	4,670	2.7	17.7	21.4	3.00
	035	050	050			2,900	4,350	4,350			2,780	11,600	13,100	600	3,870	4,670	2.7	17.7	21.4	3.00
	035	050	068			2,690	4,030	5,380			2,780	12,100	13,700	600	3,910	4,710	2.7	17.9	21.6	3.09
035	068	068			2,420	4,840	4,840			2,780	12,100	13,700	600	3,910	4,710	2.7	17.9	21.6	3.09	
050	050	050			4,030	4,030	4,030			2,780	12,100	13,700	600	3,910	4,710	2.7	17.9	21.6	3.09	
050	050	068			3,630	3,630	4,840			2,780	12,100	13,700	600	3,910	4,710	2.7	17.9	21.6	3.09	

- Specifications may be subject to change without prior notice.
- Cooling capacity is based on 27°CDB / 19°CWB (indoor temperature), 35°CDB (outdoor temperature).
- Heating capacity is based on 20°CDB (indoor temperature), 7°CDB/6°CWB (outdoor temperature).
- Combination table capacity based on connecting WindFree™ AR9500 Wall mounted indoor range (AJxxxTNAPKH).
- Minimum two indoor units should be connected to outdoor unit for system operation.
- Power consumption include indoor unit power.

Connection Combination

AJ125TXJ5KH/EA Cooling

Unit	Indoor Unit					Cooling Capacity (W)					Capacity			Power Consumption			Current			EER
	A	B	C	D	E	A	B	C	D	E	W			W			A			W/W
											MIN	Rated	MAX	MIN	Rated	MAX	MIN	Rated	MAX	
1	020					2,050	2,050	2,050	2,050		3,000	8,210	9,030	700	2,600	2,860	3.2	11.9	13.1	3.16
	020	020	020	020		2,050	2,050	2,050	2,640		3,000	8,790	9,670	700	2,760	3,040	3.2	12.6	13.9	3.18
	020	020	020	035		2,050	2,050	2,050	3,520		3,000	9,670	10,640	700	3,140	3,450	3.2	14.4	15.8	3.08
	020	020	020	050		2,050	2,050	2,050	5,280		3,000	11,430	12,570	700	4,080	4,490	3.2	18.7	20.5	2.80
	020	020	020	068		1,880	1,880	1,880	6,450		3,000	12,100	13,700	700	3,910	4,710	3.2	17.9	21.6	3.09
	020	020	025	025		2,050	2,050	2,640	2,640		3,000	9,380	10,320	700	2,980	3,280	3.2	13.6	15.0	3.15
	020	020	025	035		2,050	2,050	2,640	3,520		3,000	10,260	11,280	700	3,300	3,630	3.2	15.1	16.6	3.1

Connection Combination

AJ125TXJ5KH/EA Cooling

Unit	Indoor Unit					Cooling Capacity (W)					Capacity			Power Consumption			Current			EER
	A	B	C	D	E	A	B	C	D	E	W			W			A			W/W
											MIN	Rated	MAX	MIN	Rated	MAX	MIN	Rated	MAX	
020	020	020	020	020	020	2,050	2,050	2,050	2,050	2,050	3,000	10,260	11,280	700	3,330	3,660	3.2	15.2	16.8	3.08
020	020	020	020	025	025	2,050	2,050	2,050	2,050	2,640	3,000	10,840	11,930	700	4,060	4,470	3.2	18.6	20.5	2.67
020	020	020	020	035	035	2,050	2,050	2,050	2,050	3,520	3,000	11,720	12,900	700	4,110	4,520	3.2	18.8	20.7	2.85
020	020	020	020	050	050	1,900	1,900	1,900	1,900	4,890	3,000	12,500	14,500	700	3,950	4,870	3.2	18.1	22.3	3.16
020	020	020	020	068	068	1,680	1,680	1,680	1,680	5,770	3,000	12,500	14,500	700	3,950	4,870	3.2	18.1	22.3	3.16
020	020	020	025	025	025	2,050	2,050	2,050	2,640	2,640	3,000	11,430	12,570	700	4,090	4,500	3.2	18.7	20.6	2.79
020	020	020	025	025	035	2,050	2,050	2,050	2,640	3,520	3,000	12,310	13,540	700	4,140	4,550	3.2	18.9	20.8	2.97
020	020	020	025	025	050	1,820	1,820	1,820	2,340	4,690	3,000	12,500	14,500	700	3,950	4,870	3.2	18.1	22.3	3.16
020	020	020	025	068	068	1,620	1,620	1,620	2,080	5,560	3,000	12,500	14,500	700	3,950	4,870	3.2	18.1	22.3	3.16
020	020	020	035	035	035	1,940	1,940	1,940	3,330	3,330	3,000	12,500	14,100	700	3,950	4,750	3.2	18.1	21.7	3.16
020	020	020	035	050	050	1,720	1,720	1,720	2,940	4,410	3,000	12,500	14,500	700	3,950	4,870	3.2	18.1	22.3	3.16
020	020	020	035	068	068	1,540	1,540	1,540	2,630	5,260	3,000	12,500	14,500	700	3,950	4,870	3.2	18.1	22.3	3.16
020	020	020	050	050	050	1,540	1,540	1,540	3,950	3,950	3,000	12,500	14,500	700	3,950	4,870	3.2	18.1	22.3	3.16
020	020	025	025	025	025	2,050	2,050	2,640	2,640	2,640	3,000	12,020	13,220	700	4,110	4,520	3.2	18.8	20.7	2.92
020	020	025	025	035	035	1,990	1,990	2,560	2,560	3,410	3,000	12,500	14,100	700	3,950	4,750	3.2	18.1	21.7	3.16
020	020	025	025	050	050	1,750	1,750	2,250	2,250	4,500	3,000	12,500	14,500	700	3,950	4,870	3.2	18.1	22.3	3.16
020	020	025	025	068	068	1,560	1,560	2,010	2,010	5,360	3,000	12,500	14,500	700	3,950	4,870	3.2	18.1	22.3	3.16
020	020	025	035	035	035	1,860	1,860	2,390	3,190	3,190	3,000	12,500	14,500	700	3,950	4,870	3.2	18.1	22.3	3.16
020	020	025	035	050	050	1,650	1,650	2,120	2,830	4,250	3,000	12,500	14,500	700	3,950	4,870	3.2	18.1	22.3	3.16
020	020	025	035	068	068	1,480	1,480	1,910	2,540	5,080	3,000	12,500	14,500	700	3,950	4,870	3.2	18.1	22.3	3.16
020	020	025	050	050	050	1,480	1,480	1,910	3,810	3,810	3,000	12,500	14,500	700	3,950	4,870	3.2	18.1	22.3	3.16
020	020	035	035	035	035	1,750	1,750	3,000	3,000	3,000	3,000	12,500	14,500	700	3,950	4,870	3.2	18.1	22.3	3.16
020	020	035	035	050	050	1,560	1,560	2,680	2,680	4,020	3,000	12,500	14,500	700	3,950	4,870	3.2	18.1	22.3	3.16
020	020	035	050	050	050	1,410	1,410	2,420	3,630	3,630	3,000	12,500	14,500	700	3,950	4,870	3.2	18.1	22.3	3.16
020	025	025	025	025	025	2,030	2,620	2,620	2,620	2,620	3,000	12,500	13,860	700	3,950	4,550	3.2	18.1	20.8	3.16
020	025	025	025	035	035	1,900	2,450	2,450	2,450	3,260	3,000	12,500	14,500	700	3,950	4,870	3.2	18.1	22.3	3.16
020	025	025	025	050	050	1,680	2,160	2,160	2,160	4,330	3,000	12,500	14,500	700	3,950	4,870	3.2	18.1	22.3	3.16
020	025	025	025	068	068	1,510	1,940	1,940	1,940	5,170	3,000	12,500	14,500	700	3,950	4,870	3.2	18.1	22.3	3.16
020	025	025	035	035	035	1,790	2,300	2,300	3,060	3,060	3,000	12,500	14,500	700	3,950	4,870	3.2	18.1	22.3	3.16
020	025	025	035	050	050	1,590	2,050	2,050	2,730	4,090	3,000	12,500	14,500	700	3,950	4,870	3.2	18.1	22.3	3.16
020	025	025	035	068	068	1,430	1,840	1,840	2,460	4,920	3,000	12,500	14,500	700	3,950	4,870	3.2	18.1	22.3	3.16
020	025	025	050	050	050	1,430	1,840	1,840	3,690	3,690	3,000	12,500	14,500	700	3,950	4,870	3.2	18.1	22.3	3.16
020	025	035	035	035	035	1,680	2,160	2,880	2,880	2,880	3,000	12,500	14,500	700	3,950	4,870	3.2	18.1	22.3	3.16
020	025	035	035	050	050	1,510	1,940	2,590	2,590	3,880	3,000	12,500	14,500	700	3,950	4,870	3.2	18.1	22.3	3.16
020	035	035	035	035	035	1,590	2,730	2,730	2,730	2,730	3,000	12,500	14,500	700	3,950	4,870	3.2	18.1	22.3	3.16
020	035	035	035	050	050	1,430	2,460	2,460	2,460	3,690	3,000	12,500	14,500	700	3,950	4,870	3.2	18.1	22.3	3.16
025	025	025	025	025	025	2,500	2,500	2,500	2,500	2,500	3,000	12,500	14,500	700	3,950	4,870	3.2	18.1	22.3	3.16
025	025	025	025	035	035	2,340	2,340	2,340	2,340	3,130	3,000	12,500	14,500	700	3,950	4,870	3.2	18.1	22.3	3.16
025	025	025	025	050	050	2,080	2,080	2,080	2,080	4,170	3,000	12,500	14,500	700	3,950	4,870	3.2	18.1	22.3	3.16
025	025	025	025	068	068	1,880	1,880	1,880	1,880	5,000	3,000	12,500	14,500	700	3,950	4,870	3.2	18.1	22.3	3.16
025	025	025	035	035	035	2,210	2,210	2,210	2,940	2,940	3,000	12,500	14,500	700	3,950	4,870	3.2	18.1	22.3	3.16
025	025	025	035	050	050	1,970	1,970	1,970	2,630	3,950	3,000	12,500	14,500	700	3,950	4,870	3.2	18.1	22.3	3.16
025	025	025	050	050	050	1,790	1,790	1,790	3,570	3,570	3,000	12,500	14,500	700	3,950	4,870	3.2	18.1	22.3	3.16
025	025	035	035	035	035	2,080	2,080	2,780	2,780	2,780	3,000	12,500	14,500	700	3,950	4,870	3.2	18.1	22.3	3.16
025	025	035	035	050	050	1,880	1,880	2,500	2,500	3,750	3,000	12,500	14,500	700	3,950	4,870	3.2	18.1	22.3	3.16
025	035	035	035	035	035	1,970	2,630	2,630	2,630	2,630	3,000	12,500	14,500	700	3,950	4,870	3.2	18.1	22.3	3.16
035	035	035	035	035	035	2,500	2,500	2,500	2,500	2,500	3,000	12,500	14,500	700	3,950	4,870	3.2	18.1	22.3	3.16

- Specifications may be subject to change without prior notice.
- Cooling capacity is based on 27°CDB / 19°CWB (indoor temperature), 35°CDB (outdoor temperature).
- Heating capacity is based on 20°CDB (indoor temperature), 7°CDB/6°CWB (outdoor temperature).
- Combination table capacity based on connecting WindFree™ AR9500 Wall mounted indoor range (AJxxxTNPXH).
- Minimum two indoor units should be connected to outdoor unit for system operation.
- Power consumption include indoor unit power.

Notes



Samsung is committed to after-sales and warranty support, providing you peace of mind



5 year warranty on parts and labour

We have you covered with Samsung's 5 years parts and labour warranty for residential application of products featured in this brochure. Refer to the warranty card included with your product for full details.*



National Samsung service network

Our extensive national repairer network and dedicated Service Centres are on hand to support your product. We have extensive spare parts in Australia to ensure we get your air conditioning back up and running fast.



MEPS compliant

All Samsung air conditioners sold in Australia meet Minimum Energy Performance Standards (MEPS) as set by the Australian Government.



Product Support Line

If you have any concerns about your product simply call 1300 362 603 and our friendly staff will assist with your enquiry and book a service call if required.

*This is in addition to the rights of consumers under consumer guarantees pursuant to the Australian Consumer Law

To learn more about
Samsung Air Conditioners
Go to [Samsung.com/au/air-conditioners/fjm/](https://www.samsung.com/au/air-conditioners/fjm/)

Samsung Electronics Australia Pty Ltd
ABN 63 002 915 648
3 Murray Rose Avenue
Homebush Bay NSW 2127 Australia
October 2022